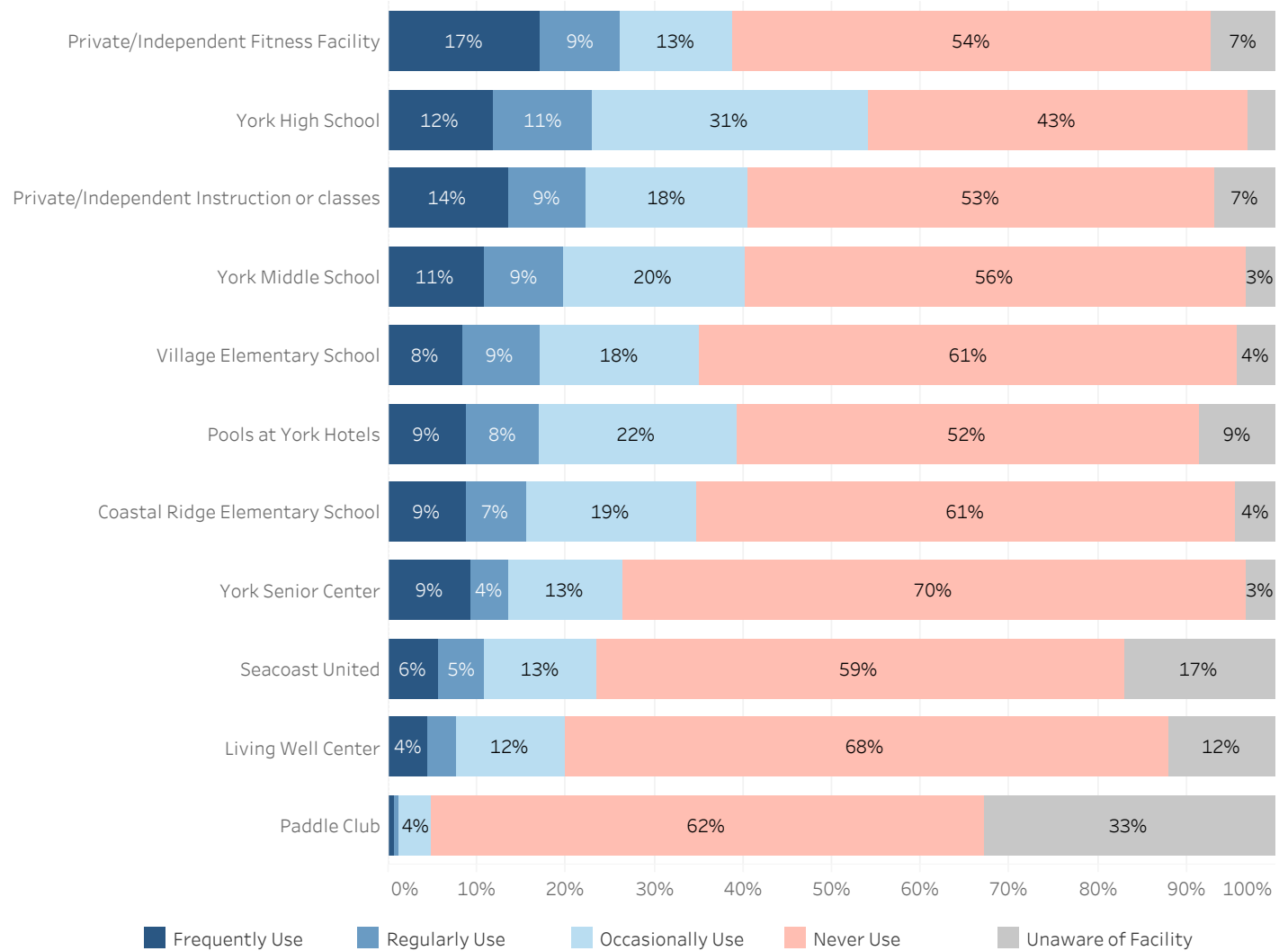
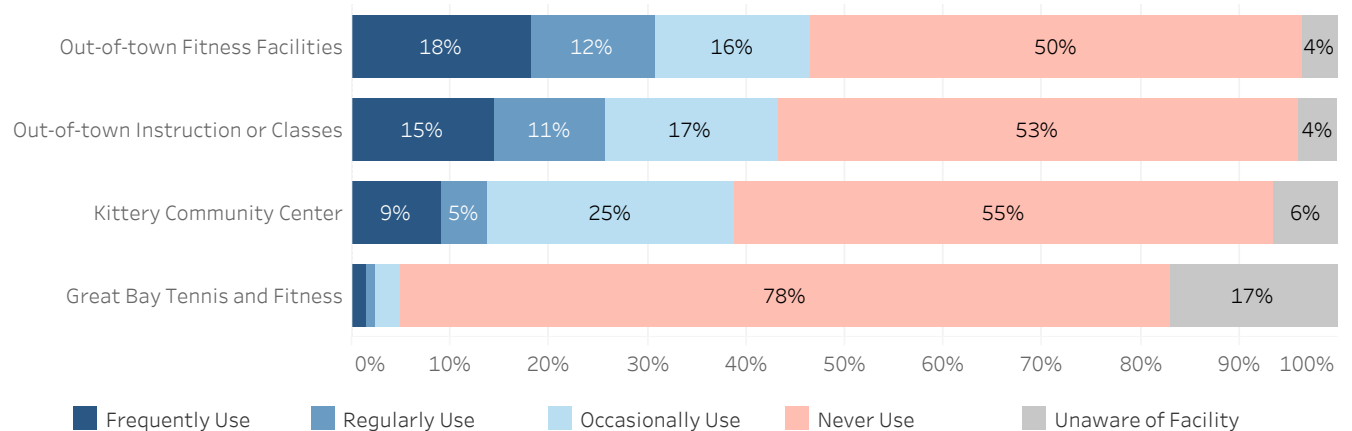


Use of York Recreation Facilities & Properties

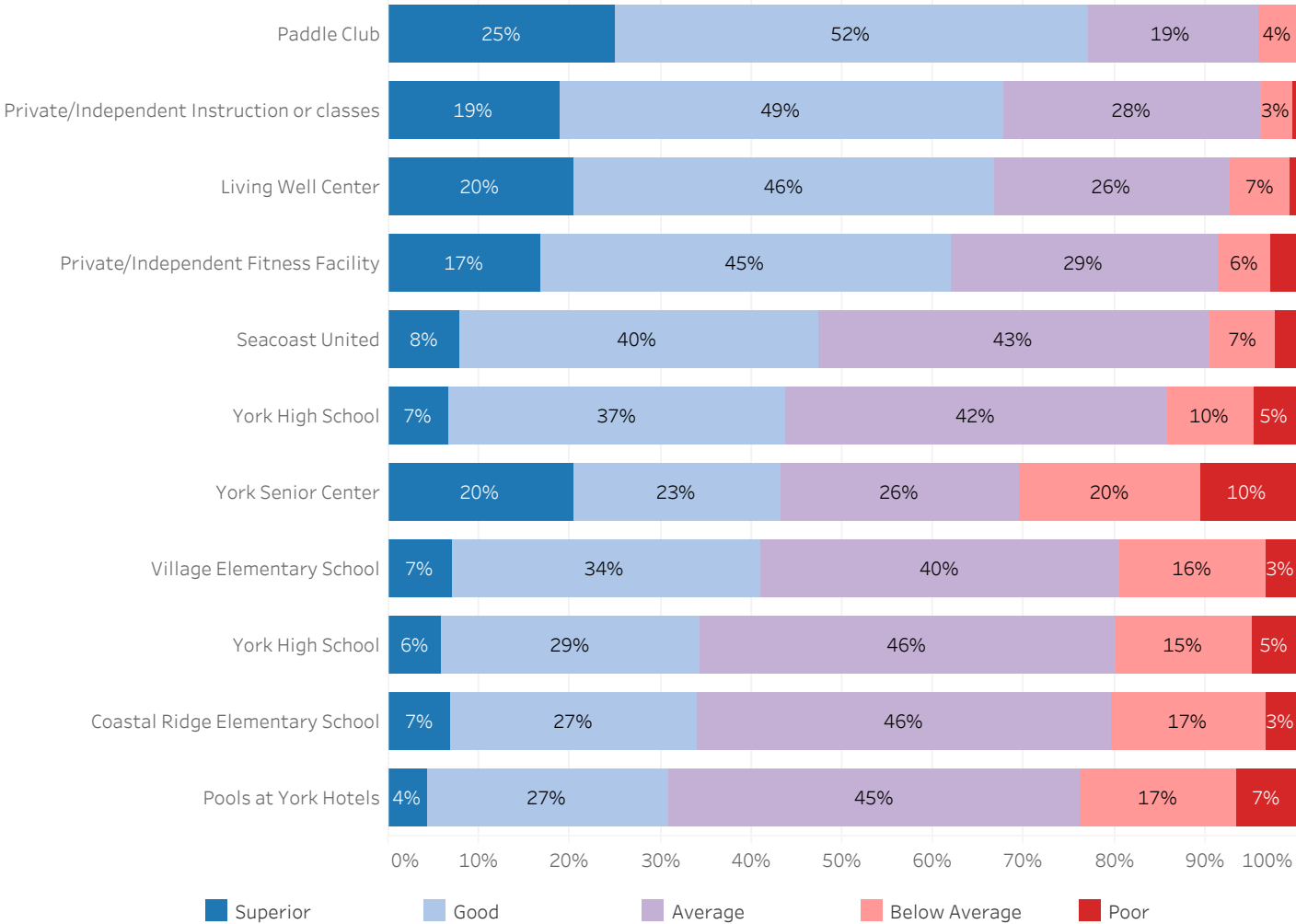


Use of Out-of-Town Recreation Facilities

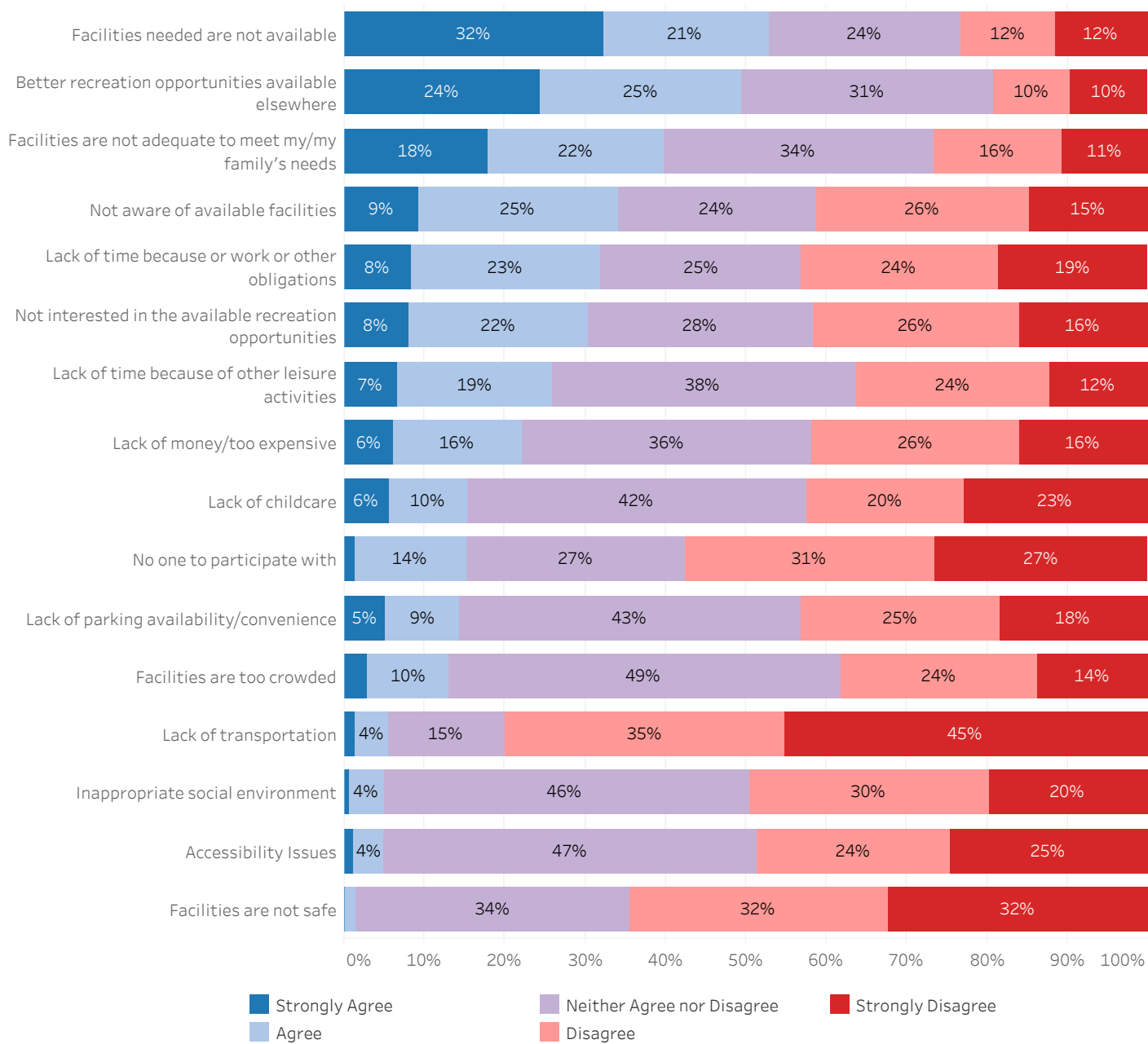


Evaluation of the Quality of York Recreation Facilities & Properties

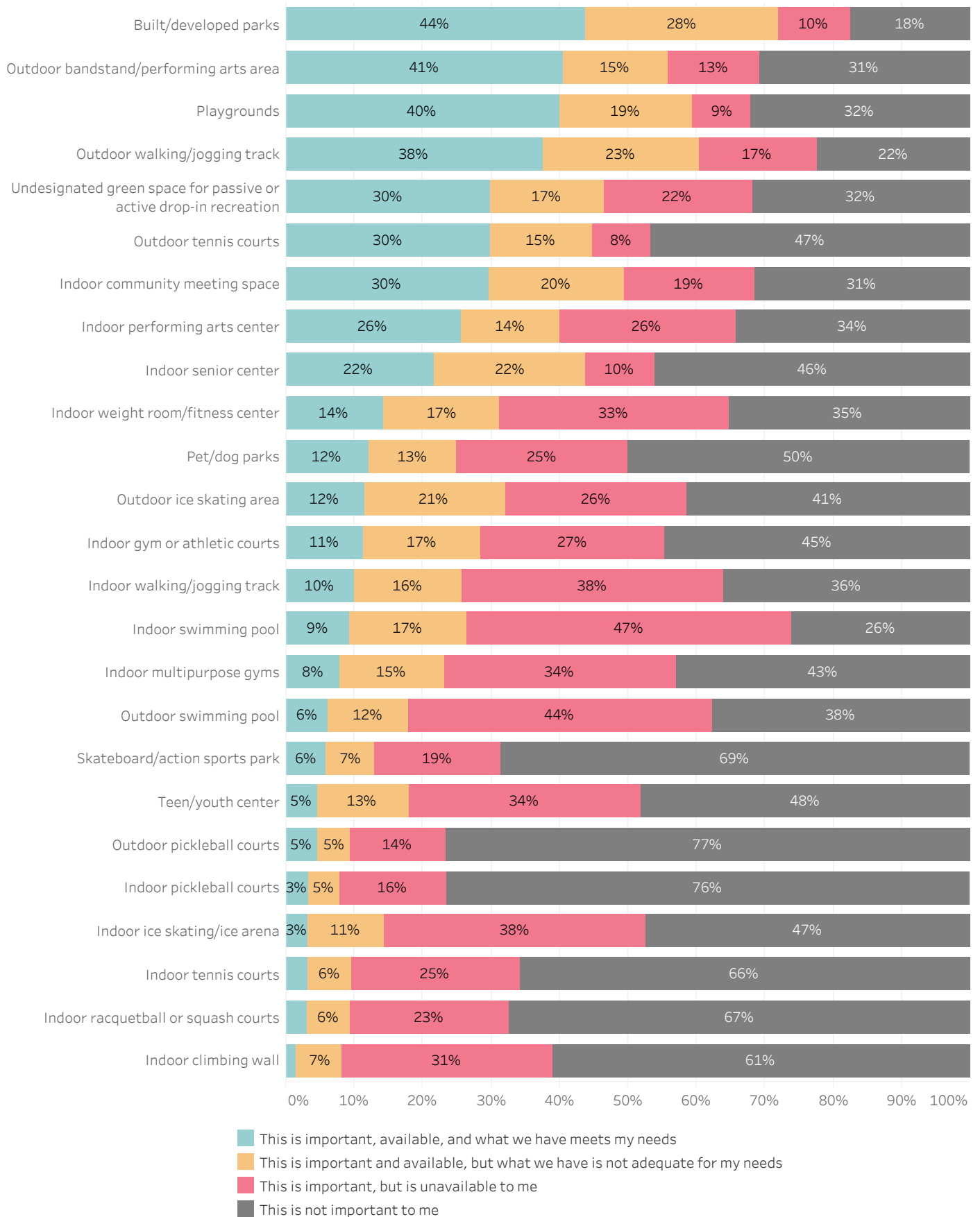
Don't Use/Unable to Judge Excluded



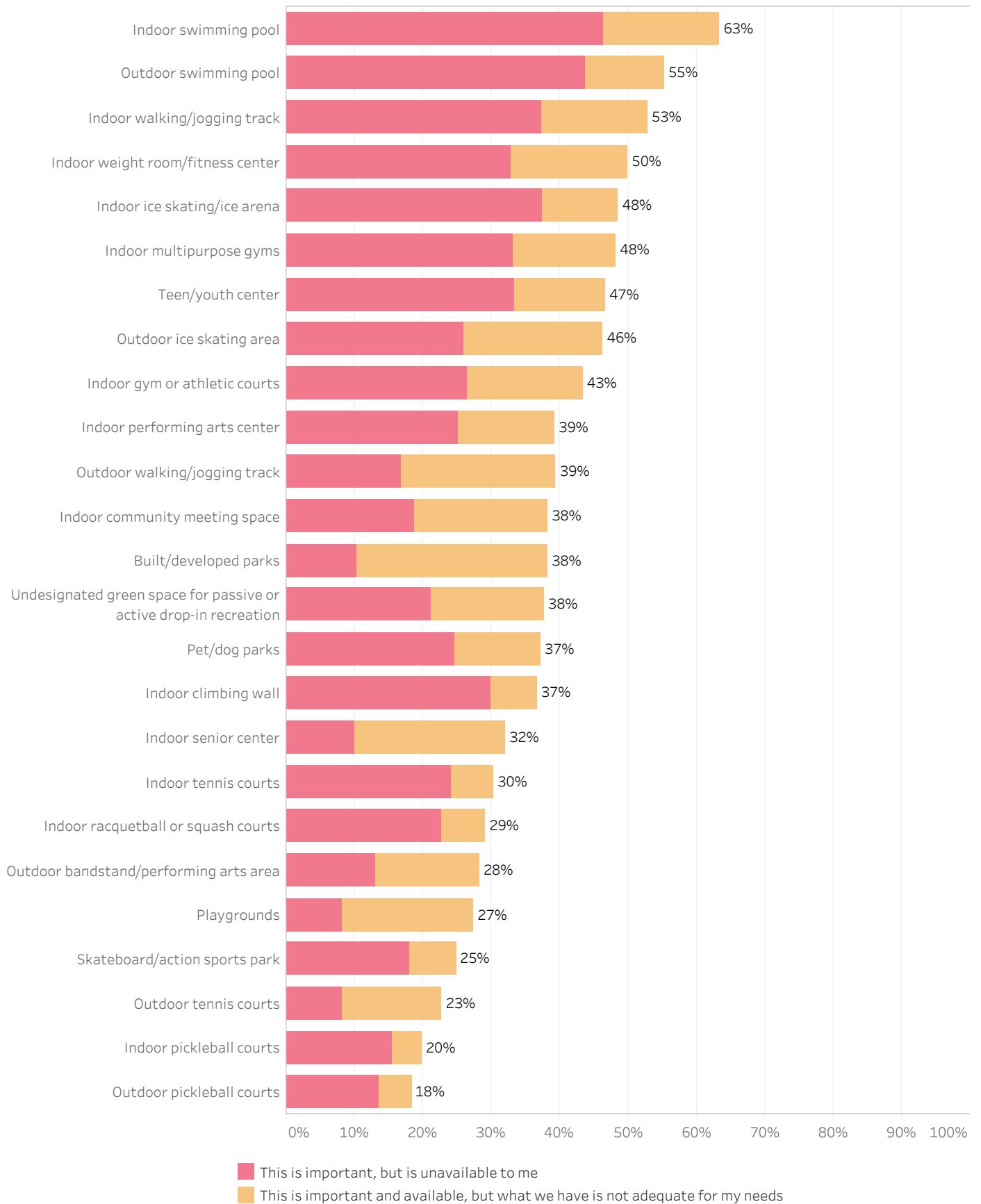
Participation Constraints



Evaluation of Recreation Facilities/Amenities

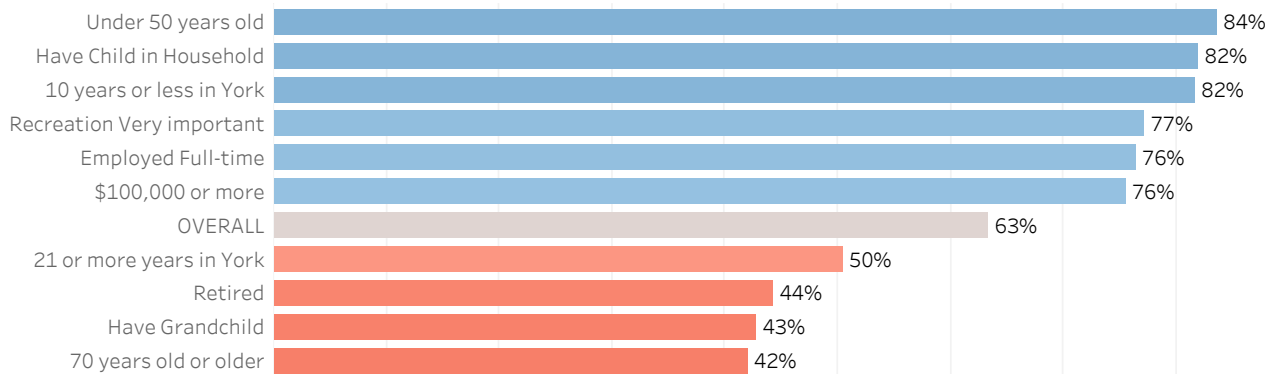


Evaluation of Recreation Facilities/Amenities - Important But Not Adequate & Important But Not Available

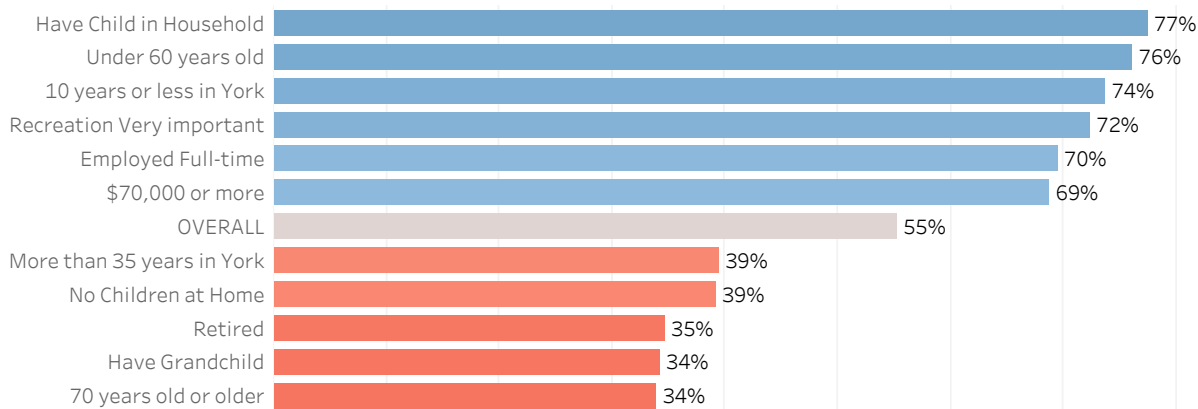


Important But Not Adequate or Important But Not Available Recreation Facilities/Amenities - By Selected Demographics


Indoor Swimming Pool



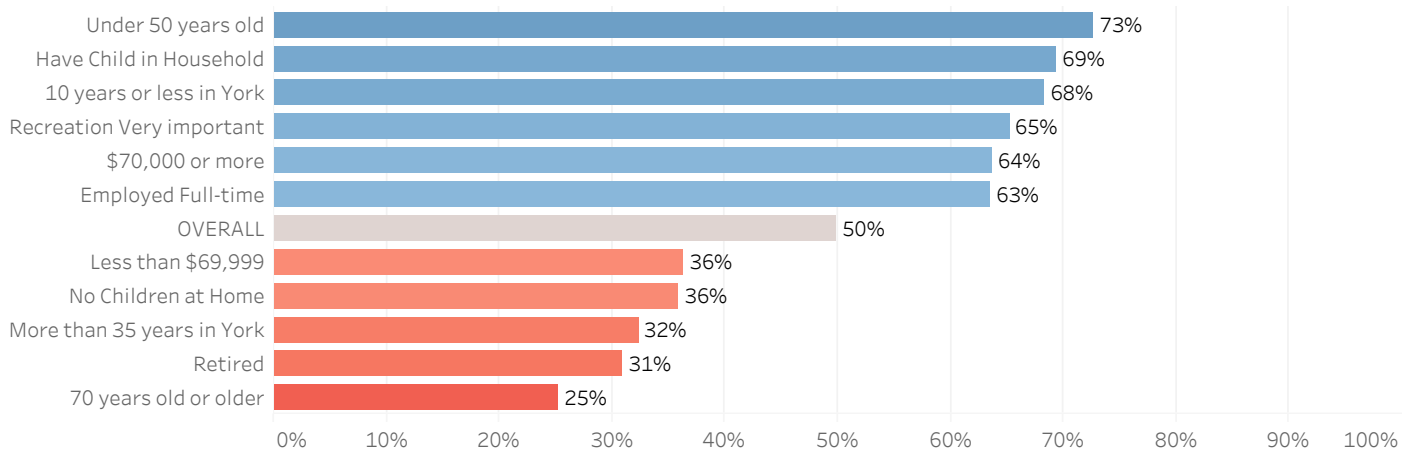
Outdoor Swimming Pool



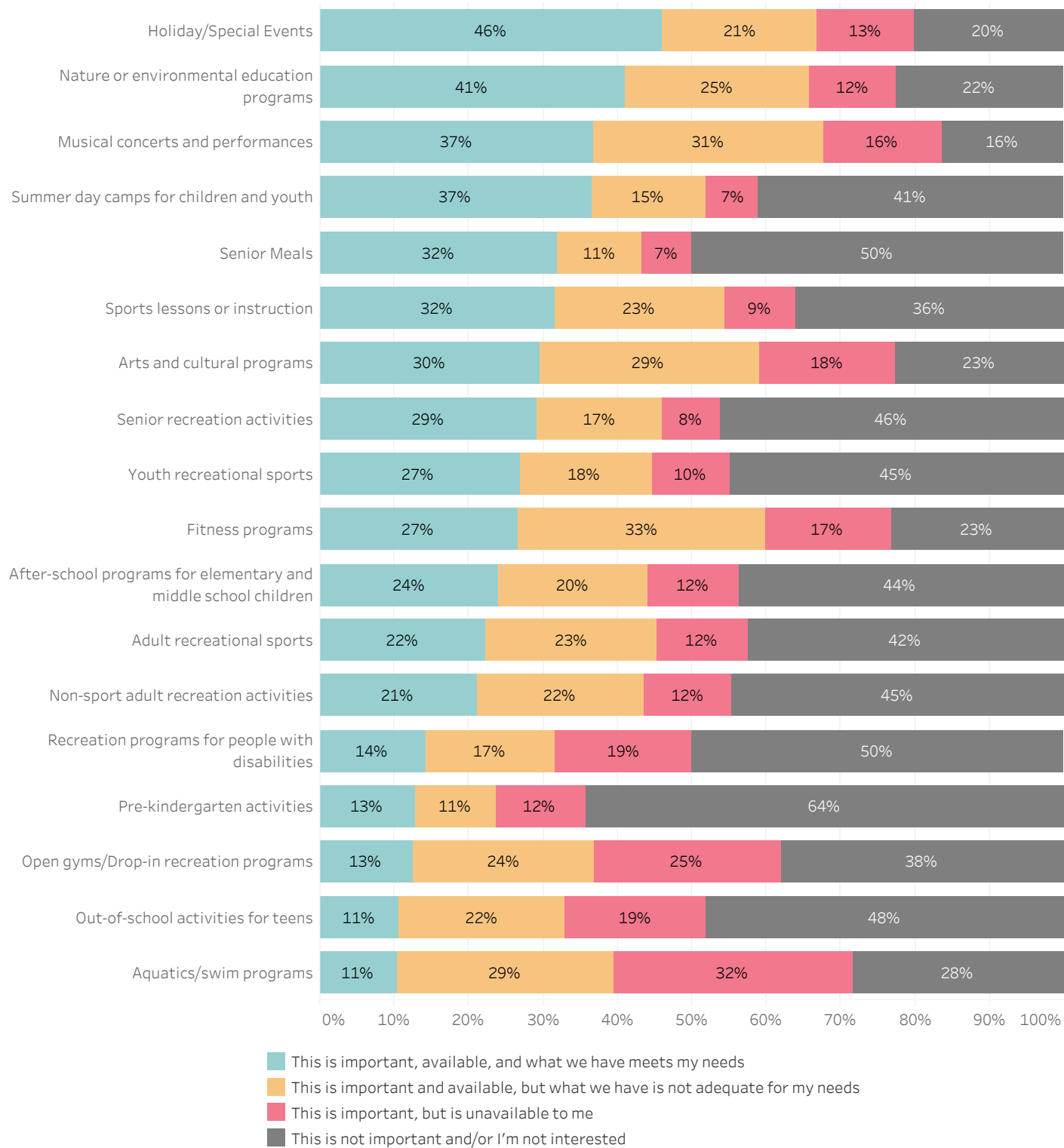
Indoor Walking/Jogging Path



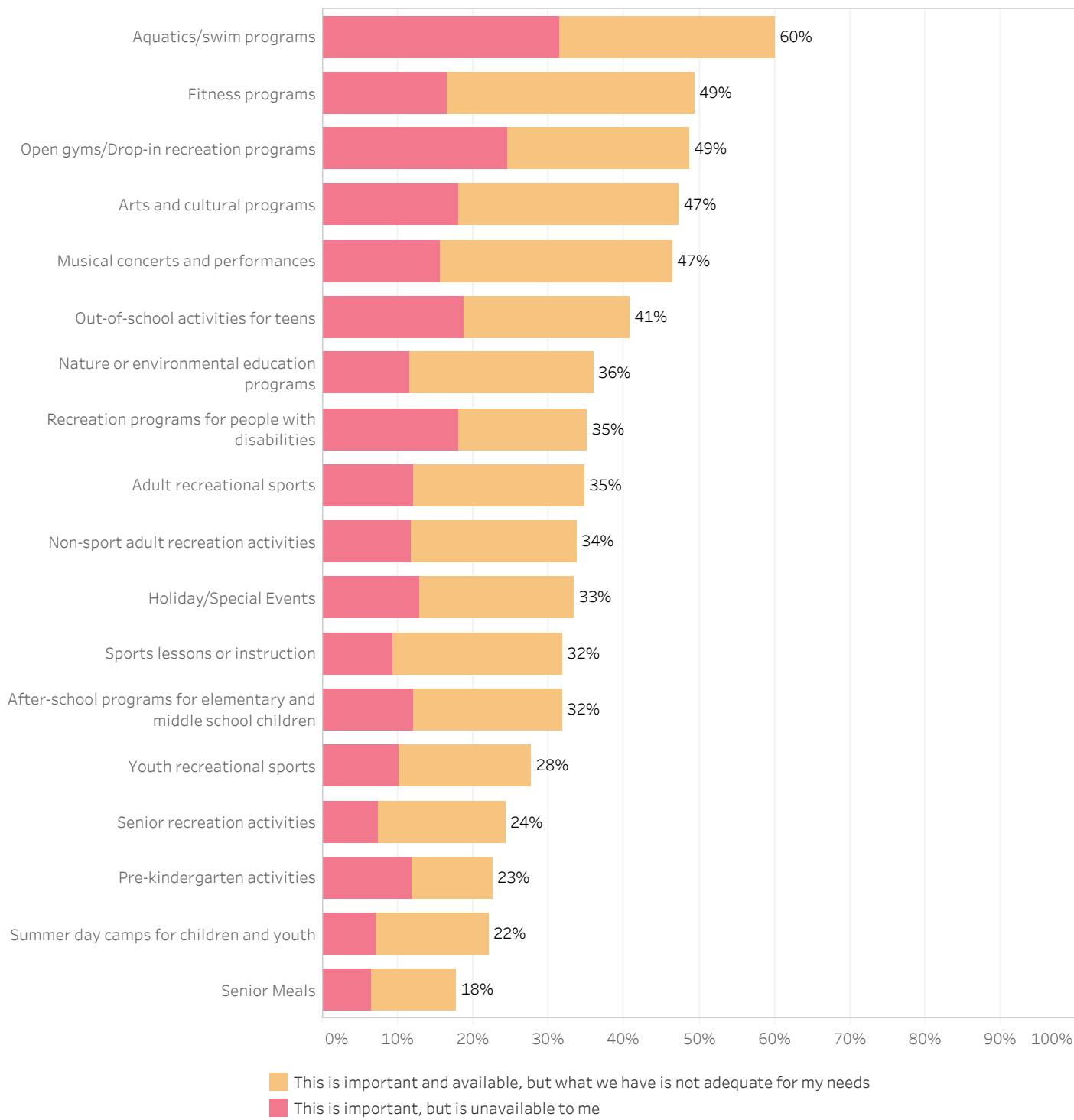
Indoor weight room/fitness center



Evaluation of Recreation Programs and Activities

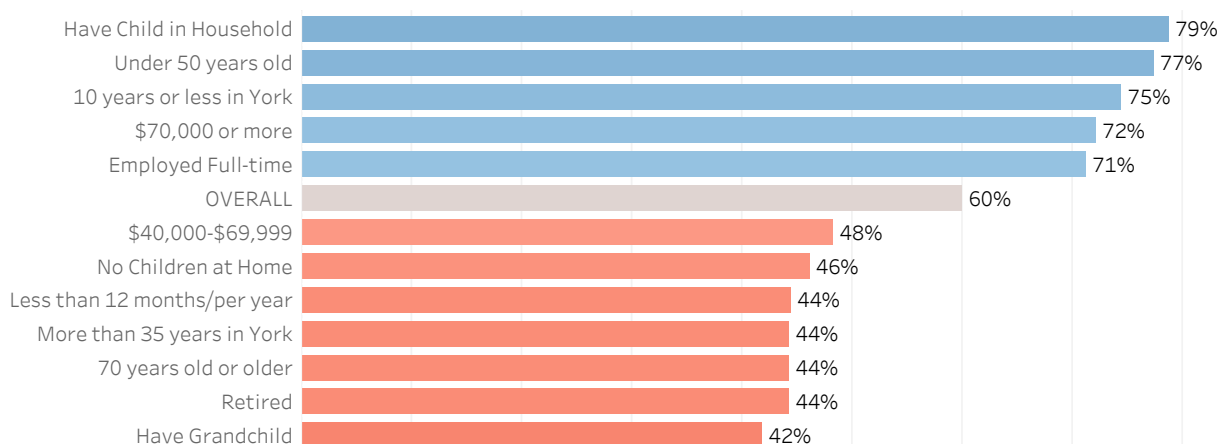


Evaluation of Recreation Programs and Activities

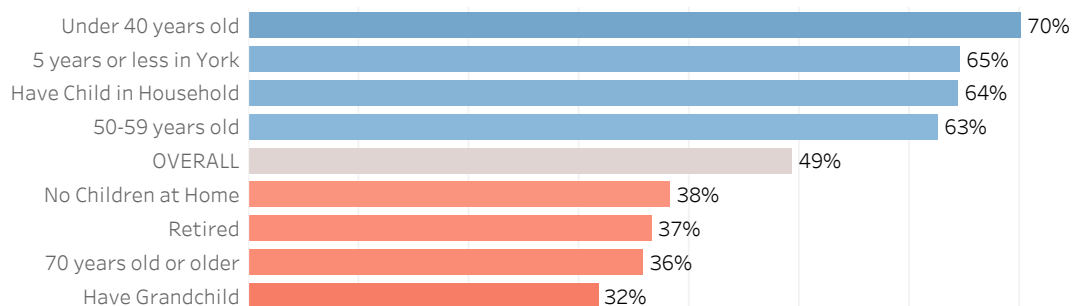


Important But Not Adequate or Important But Not Available Recreation Programs/Activities - By Selected Demographics

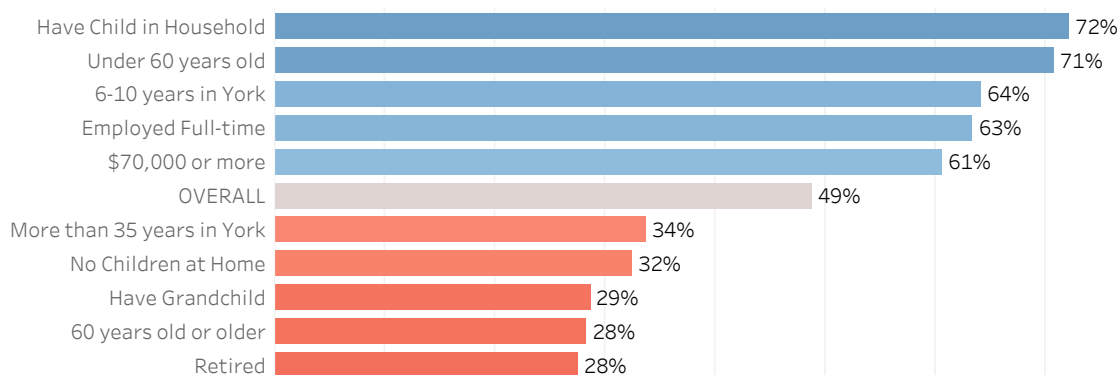
Aquatics/Swim Programs



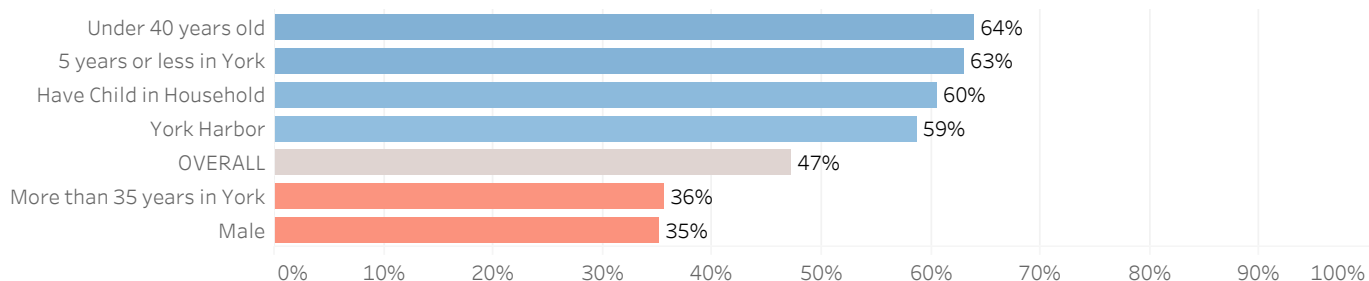
Fitness Programs



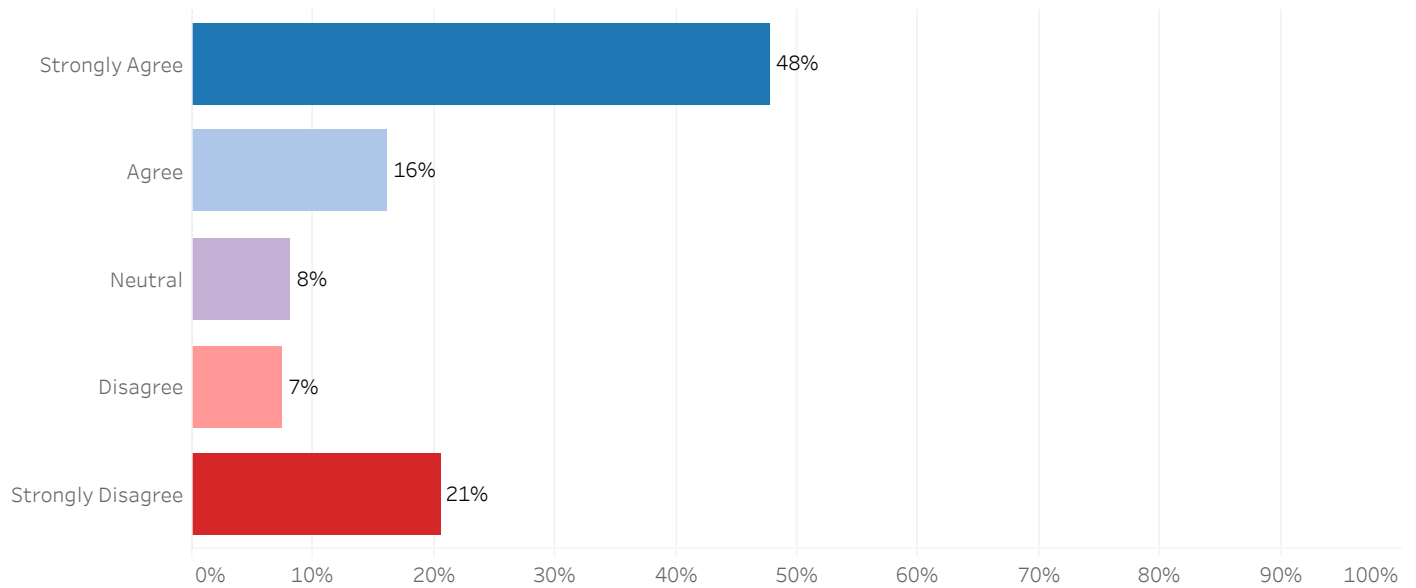
Open gyms/Drop-in recreation programs



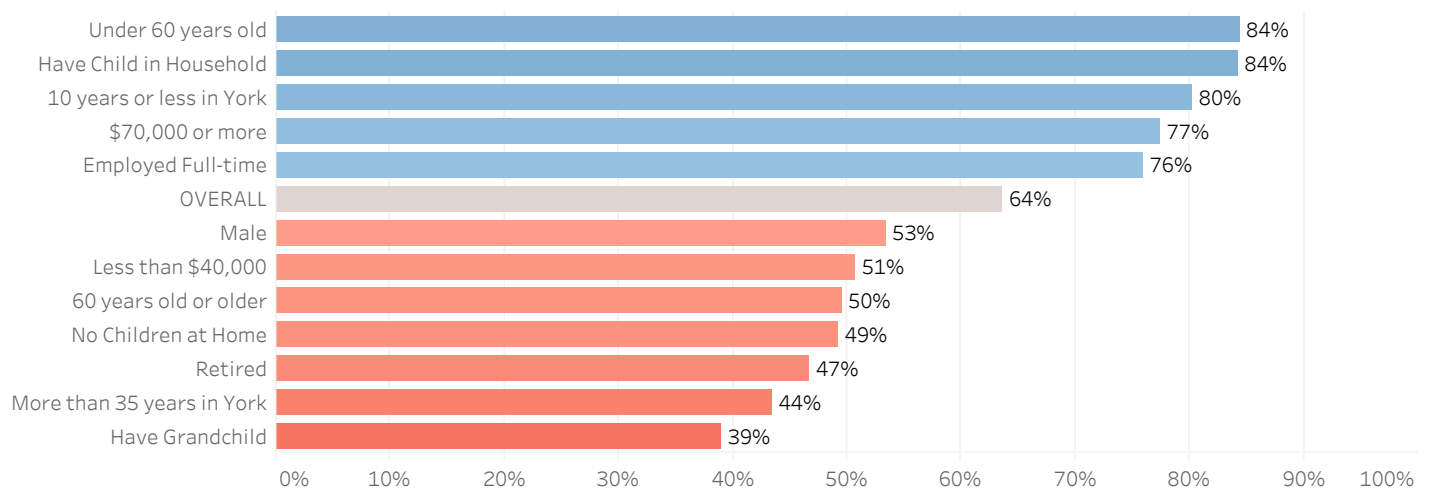
Arts and cultural programs



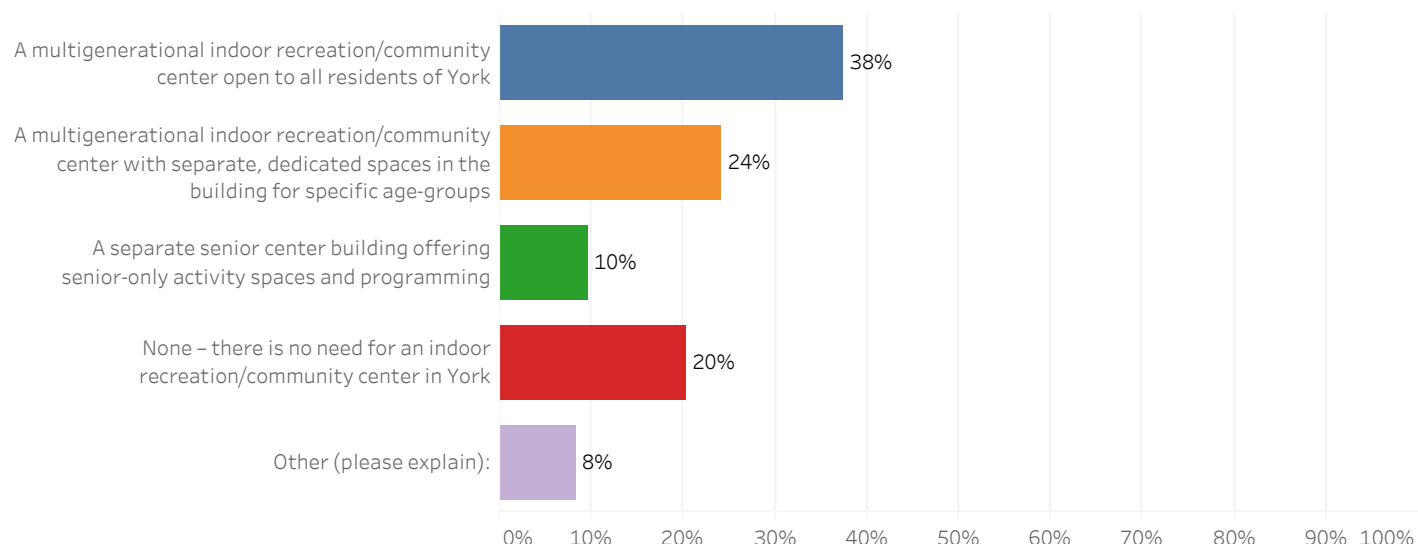
To what extent do you agree or disagree with the following statement: "York needs a town-supported indoor recreation/community center to meet the recreation needs of York residents"



Strongly or somewhat agree York needs a town-supported indoor recreation/community center to meet the recreation needs of York residents - By Selected Demographics

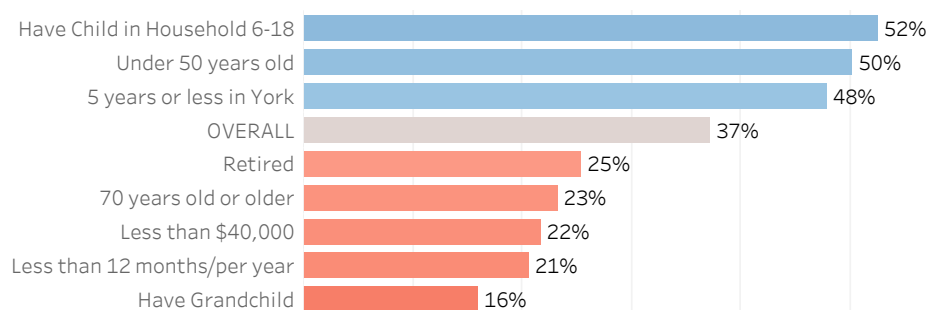


If you could prioritize ONE of the options below, which would you choose?

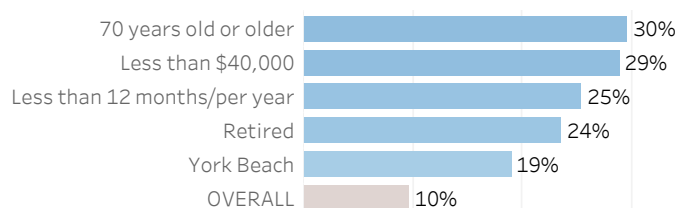


If you could prioritize ONE of the options below, which would you choose? - By Selected Demographics

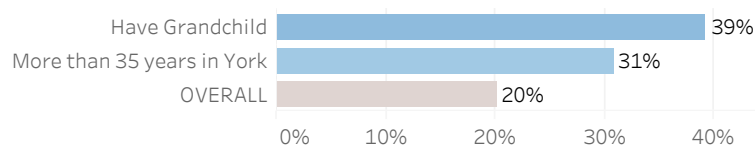
A multigenerational indoor recreation/community center open to all residents of York



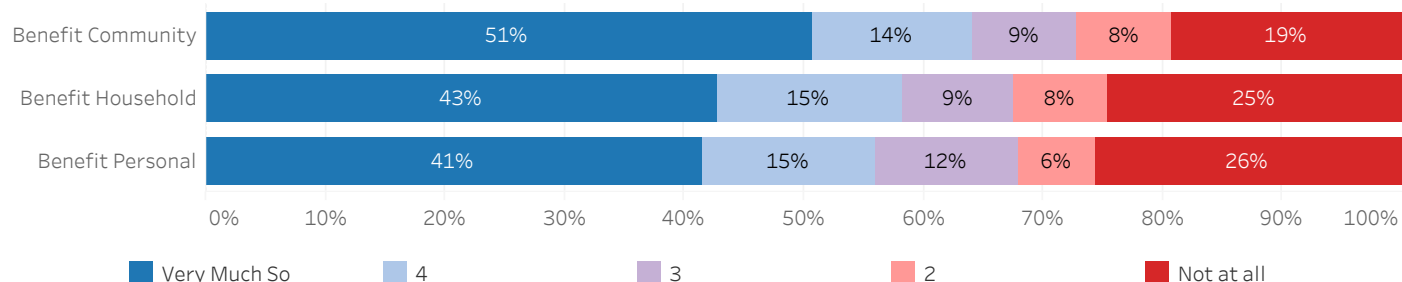
A separate senior center building offering senior-only activity spaces and programming



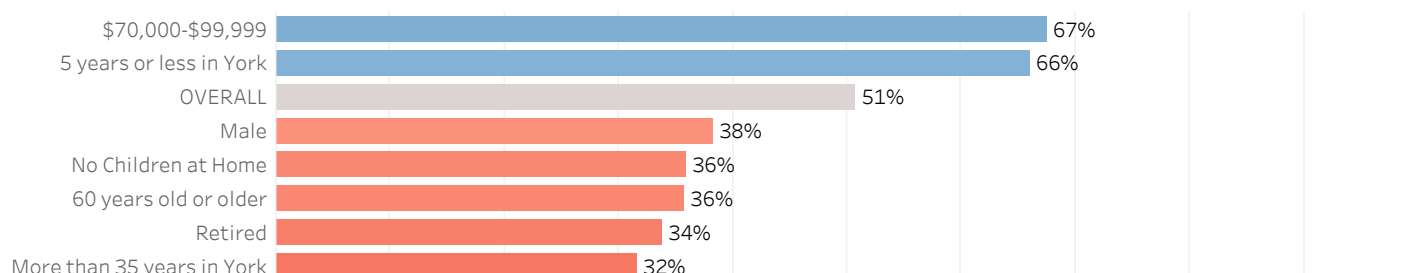
None – there is no need for an indoor recreation/community center in York



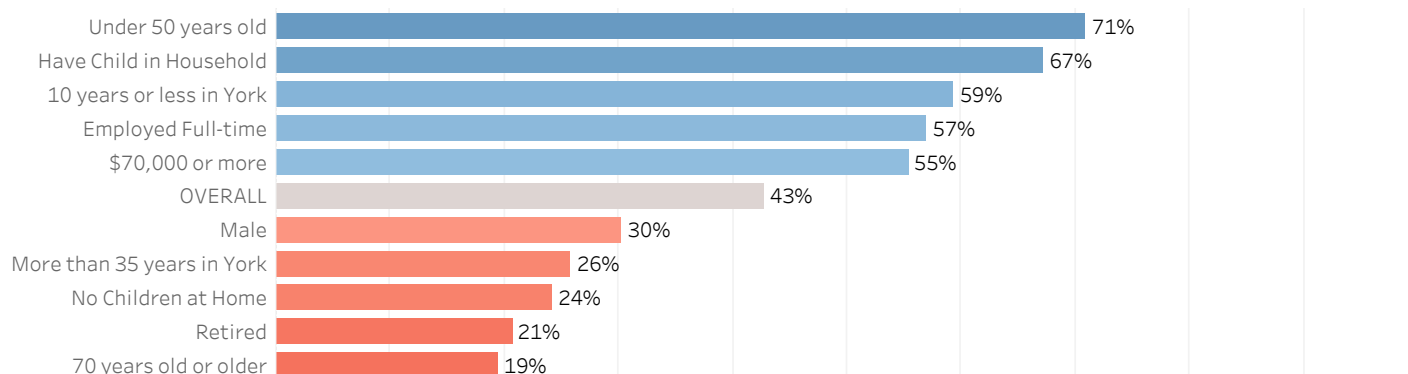
How much do you feel the following would benefit from a town-supported indoor recreation/community center in York?



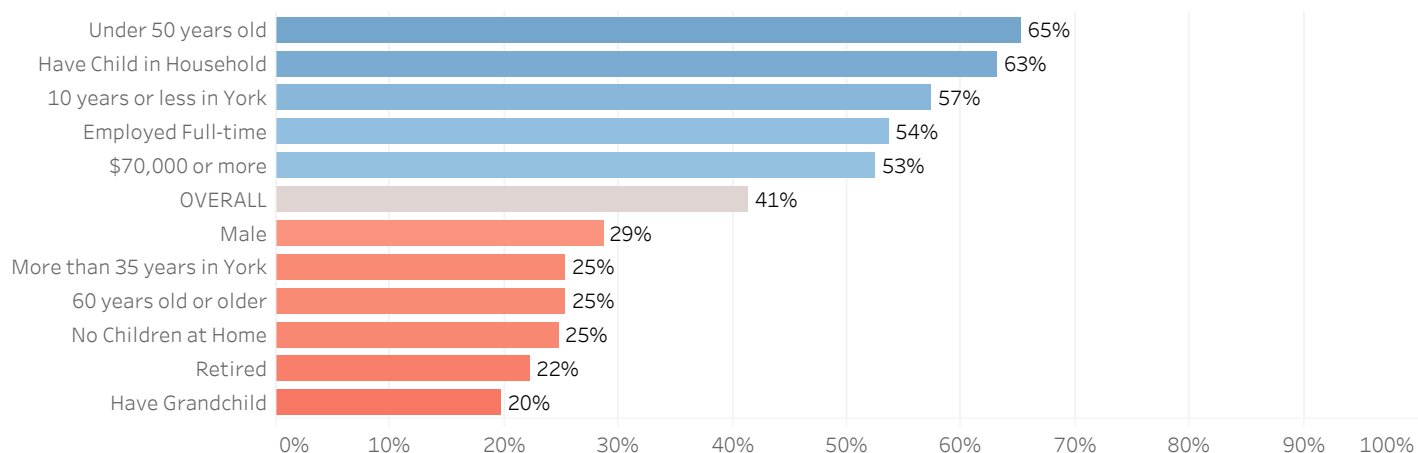
Feel community would benefit very much from a town-supported indoor recreation/community center in York - By Selected Demographics



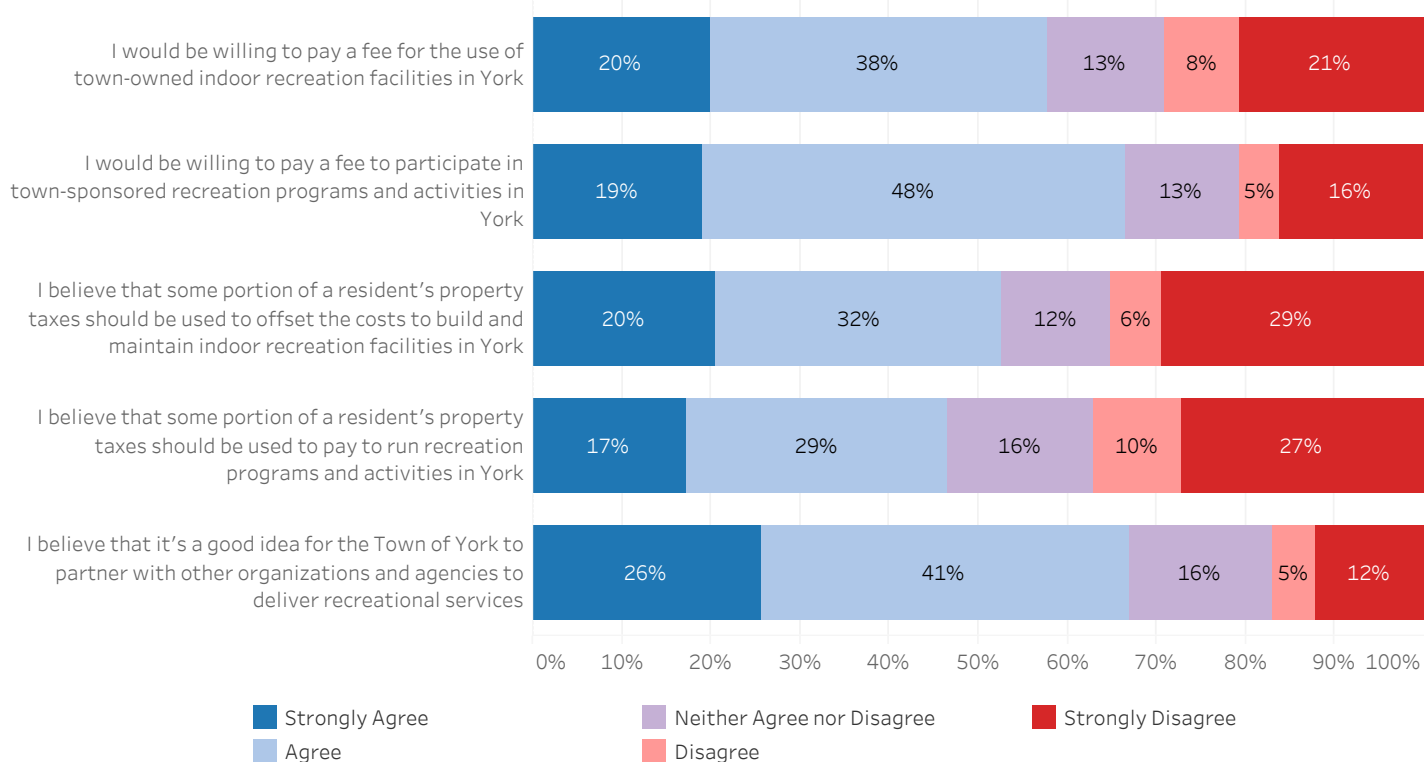
Feel household would benefit very much from a town-supported indoor recreation/community center in York - By Selected Demographics



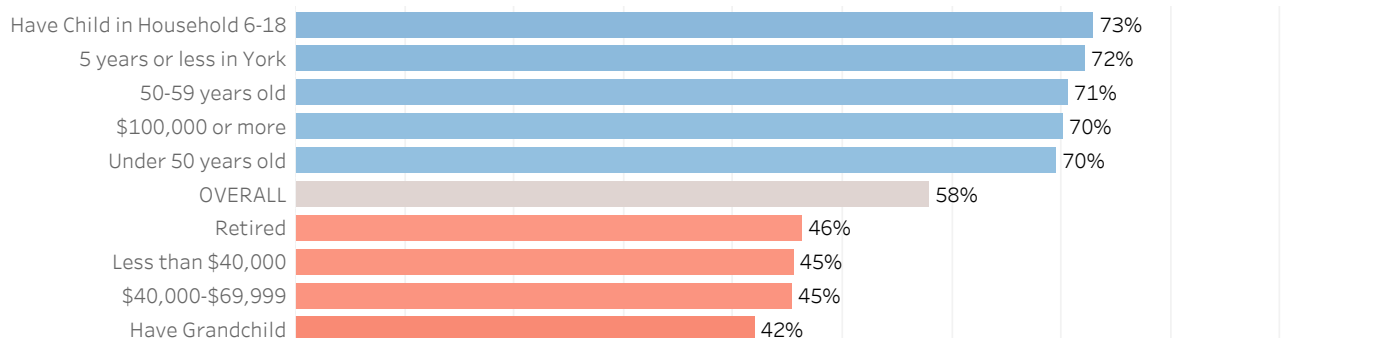
Feel would personally benefit very much from a town-supported indoor recreation/community center in York - By Selected Demographics



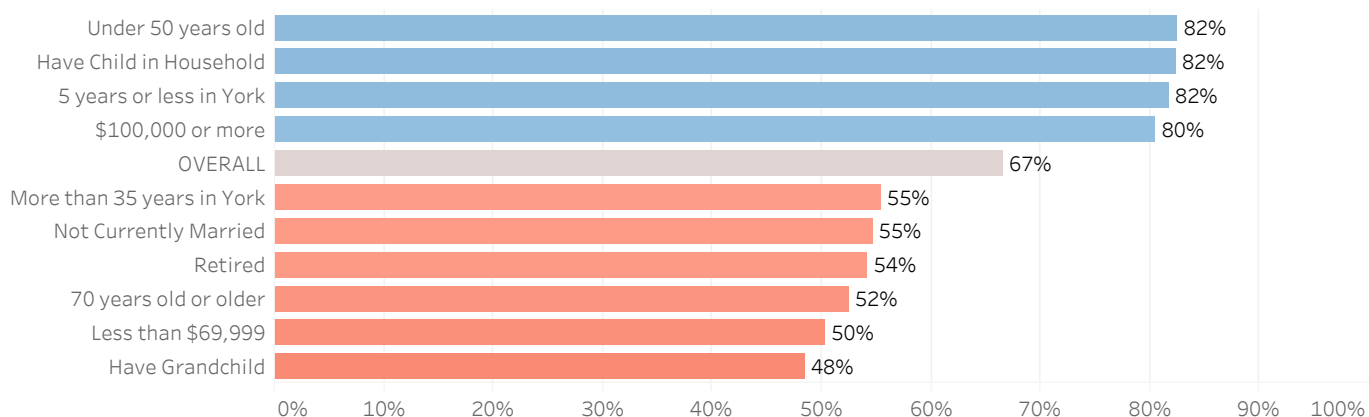
Agree or Disagree with Possible Funding Sources



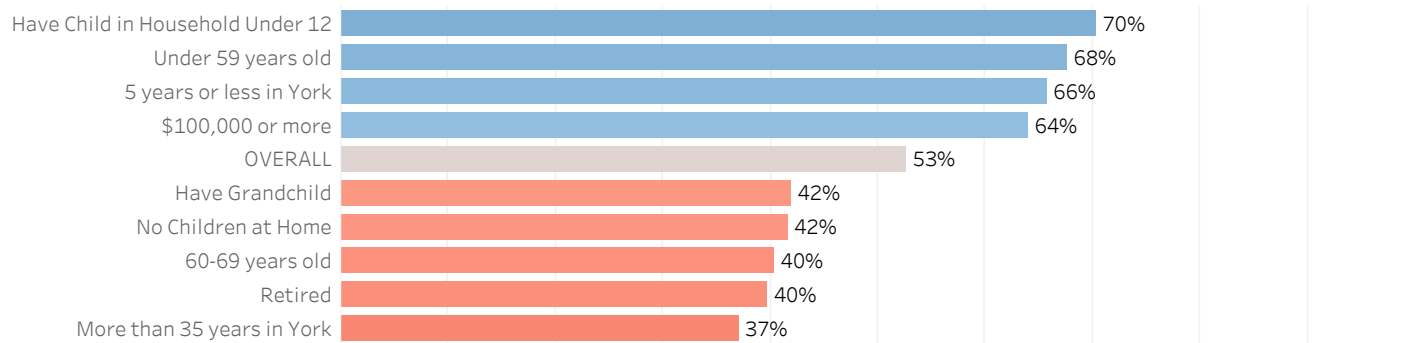
Strongly Agree or Agree would be willing to pay a fee for the use of town-owned indoor recreation facilities in York - By Selected Demographics



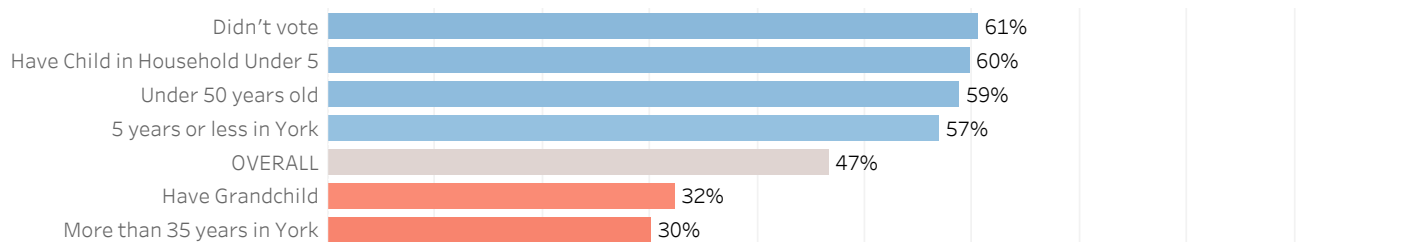
Strongly Agree or Agree would be willing to pay a fee to participate in town-sponsored recreation programs and activities in York - By Selected Demographics



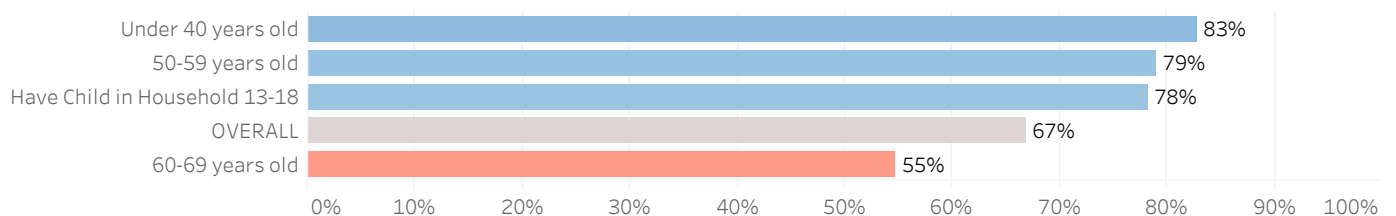
Strongly Agree or Agree that some portion of a resident's property tax should be used to offset the costs to build and maintain indoor recreation facilities in York - By Selected Demographics



Strongly Agree or Agree that some portion of a resident's property tax should be used to pay to run recreation programs and activities in York - By Selected Demographics



Strongly Agree or Agree that it's a good idea for the Town of York to partner with other organizations and agencies to deliver recreation services - By Selected Demographics



Section I - VES: Which of the following York facilities and properties do you or other members of your household use or attend events in for recreational purposes? Village Elementary School

		Frequently Use	Regularly Use	Occasionally Use	Never Use	Unaware of Facility	N
OVERALL		8%	9%	18%	61%	4%	614
Gender of Respondent	Female	10%	10%	20%	55%	5%	403
	Male	6%	5%	15%	70%	3%	183
Age of Respondent	Under 40 years old	19%	19%	30%	30%	2%	98
	40-49 years old	21%	13%	30%	32%	4%	126
	50-59 years old	2%	10%	12%	73%	2%	81
	60-69 years old	1%	3%	13%	79%	4%	112
	70 years old or older		3%	11%	79%	7%	105
Marital Status	Married	10%	9%	18%	59%	4%	457
	Not Currently Married	4%	7%	17%	67%	5%	131
Children in Household	No Children at Home	1%	2%	10%	82%	5%	325
	Have Child in Household Under 5	21%	23%	26%	27%	3%	107
	Have Child in Household 6-12	26%	18%	34%	21%	1%	152
	Have Child in Household 13-18	6%	14%	31%	45%	4%	108
Have Grandchildren	Have Grandchild	4%	4%	24%	62%	6%	68
	Do Not Have a Grandchild	9%	9%	17%	60%	4%	518
Household Income	Less than \$40,000	3%	6%	16%	66%	9%	67
	\$40,000-\$69,999	6%	2%	21%	68%	2%	84
	\$70,000-\$99,999	10%	11%	22%	52%	4%	122
	\$100,000 or more	13%	13%	19%	52%	4%	237
Employment Status	Employed Full-time	13%	13%	23%	49%	3%	352
	Employed Part-Time	7%	11%	26%	53%	2%	81
	Retired	0%	3%	9%	80%	7%	218
	Not Currently Employed	13%	6%	13%	69%		16
Resident/Taxpayer	Resident/Taxpayer	9%	9%	19%	60%	4%	590
	Non-Resident/Taxpayer	9%	18%		64%	9%	11
Years Residing in York	5 years or less in York	17%	11%	24%	42%	6%	112
	6-10 years in York	14%	10%	15%	57%	4%	92
	11-20 years in York	6%	10%	19%	59%	6%	138
	21-35 years in York	5%	9%	16%	68%	2%	129
	More than 35 years in York	4%	4%	16%	72%	4%	116
Months/Year at York Residence	12 months	9%	9%	20%	58%	3%	523
	Less than 12 months/per year	3%	3%	3%	78%	12%	60
Neighborhood/Area of York	Cape Neddick	7%	6%	21%	62%	4%	110
	York Beach	4%	5%	19%	65%	7%	107
	York Harbor	4%	14%	14%	63%	5%	57
	York Village	12%	7%	20%	59%	3%	182
	Other Area	11%	14%	15%	56%	4%	144
Voted in Last Town Election	Voted	8%	10%	18%	61%	4%	479
	Didn't vote	11%	5%	20%	56%	8%	93
Likelihood of Voting in Next Town Election	Somewhat/Very Likely	9%	9%	19%	59%	4%	550
	Somewhat/Very Unlikely	3%	3%	3%	86%	3%	29
Importance of Parks & Rec. to Vote	Very important	14%	13%	20%	49%	4%	289
	Important	5%	7%	23%	63%	2%	168
	Unimportant	2%	2%	9%	80%	7%	56
	Very unimportant		4%	4%	92%		26

Section I - CRES: Which of the following York facilities and properties do you or other members of your household use or attend events in for recreational purposes? Coastal Ridge Elementary School

		Frequently Use	Regularly Use	Occasionally Use	Never Use	Unaware of Facility	N
OVERALL		9%	7%	19%	61%	4%	611
Gender of Respondent	Female	10%	9%	21%	56%	5%	400
	Male	7%	4%	17%	68%	4%	183
Age of Respondent	Under 40 years old	20%	15%	31%	32%	2%	97
	40-49 years old	21%	17%	31%	27%	4%	126
	50-59 years old	4%	1%	21%	72%	2%	81
	60-69 years old		2%	10%	84%	4%	112
	70 years old or older		1%	9%	82%	9%	104
Marital Status	Married	9%	8%	21%	58%	4%	455
	Not Currently Married	8%	5%	12%	69%	7%	131
Children in Household	No Children at Home	2%	1%	9%	82%	6%	325
	Have Child in Household Under 5	14%	17%	35%	30%	3%	105
	Have Child in Household 6-12	30%	20%	33%	16%	1%	152
	Have Child in Household 13-18	6%	13%	32%	44%	4%	108
Have Grandchildren	Have Grandchild	3%	4%	22%	66%	4%	67
	Do Not Have a Grandchild	9%	7%	18%	60%	4%	516
Household Income	Less than \$40,000	6%	3%	9%	70%	12%	66
	\$40,000-\$69,999	6%	4%	20%	68%	2%	84
	\$70,000-\$99,999	9%	9%	27%	51%	4%	122
	\$100,000 or more	13%	11%	20%	53%	4%	236
Employment Status	Employed Full-time	13%	11%	25%	48%	3%	350
	Employed Part-Time	9%	6%	23%	58%	4%	81
	Retired	1%	1%	9%	81%	8%	217
	Not Currently Employed	6%		44%	50%		16
Resident/Taxpayer	Resident/Taxpayer	9%	7%	19%	60%	4%	587
	Non-Resident/Taxpayer	9%	9%	18%	55%	9%	11
Years Residing in York	5 years or less in York	15%	14%	20%	44%	7%	112
	6-10 years in York	11%	8%	25%	53%	3%	89
	11-20 years in York	7%	7%	23%	58%	6%	138
	21-35 years in York	9%	5%	15%	70%	2%	130
	More than 35 years in York	4%	3%	16%	72%	5%	115
Months/Year at York Residence	12 months	9%	8%	21%	58%	4%	520
	Less than 12 months/per year	3%	3%	7%	78%	8%	60
Neighborhood/Area of York	Cape Neddick	6%	6%	28%	56%	4%	109
	York Beach	6%	2%	20%	65%	8%	106
	York Harbor	12%	10%	10%	60%	7%	58
	York Village	11%	7%	18%	61%	3%	180
	Other Area	10%	10%	17%	60%	3%	144
Voted in Last Town Election	Voted	9%	8%	19%	60%	4%	477
	Didn't vote	10%	2%	20%	60%	9%	92
Likelihood of Voting in Next Town Election	Somewhat/Very Likely	9%	8%	20%	59%	4%	548
	Somewhat/Very Unlikely	3%		7%	86%	3%	29
Importance of Parks & Rec. to Vote	Very important	15%	11%	23%	47%	4%	287
	Important	6%	5%	21%	65%	2%	169
	Unimportant		2%	11%	82%	5%	55
	Very unimportant			4%	92%	4%	25

Section I - VES: Which of the following York facilities and properties do you or other members of your household use or attend events in for recreational purposes? York Middle School

		Frequently Use	Regularly Use	Occasionally Use	Never Use	Unaware of Facility	N
OVERALL		11%	9%	20%	56%	3%	616
Gender of Respondent	Female	11%	10%	22%	53%	3%	404
	Male	10%	7%	20%	61%	3%	184
Age of Respondent	Under 40 years old	17%	15%	28%	36%	4%	95
	40-49 years old	29%	18%	27%	21%	4%	126
	50-59 years old	9%	15%	18%	57%	1%	82
	60-69 years old	1%	2%	17%	79%	2%	113
	70 years old or older		3%	16%	77%	5%	107
Marital Status	Married	11%	10%	22%	54%	3%	458
	Not Currently Married	11%	7%	13%	65%	5%	131
Children in Household	No Children at Home	2%	2%	17%	76%	3%	327
	Have Child in Household Under 5	11%	16%	28%	41%	5%	103
	Have Child in Household 6-12	32%	22%	28%	16%	3%	152
	Have Child in Household 13-18	31%	18%	22%	27%	3%	111
Have Grandchildren	Have Grandchild	3%	4%	32%	57%	3%	68
	Do Not Have a Grandchild	11%	9%	19%	57%	3%	517
Household Income	Less than \$40,000	9%	4%	12%	70%	4%	67
	\$40,000-\$69,999	4%	6%	17%	71%	2%	84
	\$70,000-\$99,999	12%	12%	24%	48%	3%	121
	\$100,000 or more	16%	13%	23%	44%	3%	239
Employment Status	Employed Full-time	16%	13%	24%	43%	3%	353
	Employed Part-Time	10%	14%	30%	44%	2%	81
	Retired	0%	2%	14%	80%	4%	220
	Not Currently Employed	25%		13%	63%		16
Resident/Taxpayer	Resident/Taxpayer	11%	9%	21%	56%	3%	591
	Non-Resident/Taxpayer	17%	17%	8%	50%	8%	12
Years Residing in York	5 years or less in York	12%	13%	24%	44%	7%	111
	6-10 years in York	16%	11%	21%	49%	2%	91
	11-20 years in York	14%	11%	23%	49%	3%	140
	21-35 years in York	10%	5%	23%	60%	2%	132
	More than 35 years in York	4%	6%	14%	73%	4%	114
Months/Year at York Residence	12 months	12%	10%	22%	53%	3%	523
	Less than 12 months/per year	2%	5%	11%	77%	5%	61
Neighborhood/Area of York	Cape Neddick	13%	8%	20%	56%	3%	110
	York Beach	5%	8%	17%	66%	5%	108
	York Harbor	9%	9%	23%	56%	4%	57
	York Village	13%	8%	22%	54%	3%	183
	Other Area	11%	13%	21%	51%	4%	142
Voted in Last Town Election	Voted	12%	10%	21%	55%	2%	483
	Didn't vote	7%	5%	21%	58%	9%	91
Likelihood of Voting in Next Town Election	Somewhat/Very Likely	12%	10%	22%	54%	3%	553
	Somewhat/Very Unlikely	7%		10%	79%	3%	29
Importance of Parks & Rec. to Vote	Very important	17%	14%	20%	46%	3%	290
	Important	8%	7%	26%	57%	2%	167
	Unimportant	2%	2%	14%	79%	4%	56
	Very unimportant		4%	11%	85%		27

Section I - YHS: Which of the following York facilities and properties do you or other members of your household use or attend events in for recreational purposes? York High School

		Frequently Use	Regularly Use	Occasionally Use	Never Use	Unaware of Facility	N
OVERALL		12%	11%	31%	43%	3%	620
Gender of Respondent	Female	13%	11%	32%	42%	3%	404
	Male	10%	13%	33%	41%	3%	188
Age of Respondent	Under 40 years old	16%	17%	33%	32%	3%	95
	40-49 years old	22%	18%	40%	18%	2%	125
	50-59 years old	19%	14%	29%	38%		85
	60-69 years old	4%	4%	31%	60%	2%	114
	70 years old or older	2%	8%	34%	51%	5%	108
Marital Status	Married	12%	12%	33%	42%	2%	460
	Not Currently Married	11%	11%	30%	43%	5%	133
Children in Household	No Children at Home	5%	5%	31%	56%	3%	330
	Have Child in Household Under 5	11%	17%	31%	38%	3%	103
	Have Child in Household 6-12	21%	21%	36%	20%	1%	150
	Have Child in Household 13-18	37%	21%	25%	16%	2%	114
Have Grandchildren	Have Grandchild	4%	7%	30%	53%	6%	70
	Do Not Have a Grandchild	13%	11%	32%	42%	3%	519
Household Income	Less than \$40,000	9%	4%	37%	44%	6%	68
	\$40,000-\$69,999	2%	10%	30%	56%	2%	88
	\$70,000-\$99,999	14%	16%	35%	31%	4%	122
	\$100,000 or more	16%	15%	33%	35%	1%	236
Employment Status	Employed Full-time	17%	15%	32%	35%	2%	356
	Employed Part-Time	17%	10%	40%	30%	2%	82
	Retired	2%	5%	32%	56%	5%	222
	Not Currently Employed	19%	6%	31%	44%		16
Resident/Taxpayer	Resident/Taxpayer	12%	11%	31%	42%	3%	595
	Non-Resident/Taxpayer		17%	50%	25%	8%	12
Years Residing in York	5 years or less in York	9%	17%	32%	41%	2%	111
	6-10 years in York	11%	9%	37%	40%	3%	91
	11-20 years in York	16%	12%	33%	36%	3%	140
	21-35 years in York	15%	9%	33%	41%	2%	135
	More than 35 years in York	6%	10%	28%	50%	6%	115
Months/Year at York Residence	12 months	13%	12%	32%	41%	2%	524
	Less than 12 months/per year	3%	9%	28%	50%	9%	64
Neighborhood/Area of York	Cape Neddick	13%	13%	29%	44%	2%	112
	York Beach	8%	11%	34%	43%	4%	109
	York Harbor	12%	12%	29%	43%	3%	58
	York Village	11%	11%	33%	43%	3%	181
	Other Area	13%	11%	32%	40%	3%	144
Voted in Last Town Election	Voted	13%	12%	31%	41%	2%	484
	Didn't vote	6%	9%	29%	48%	8%	93
Likelihood of Voting in Next Town Election	Somewhat/Very Likely	13%	12%	32%	40%	3%	554
	Somewhat/Very Unlikely		7%	27%	63%	3%	30
Importance of Parks & Rec. to Vote	Very important	16%	17%	28%	37%	3%	290
	Important	11%	9%	41%	37%	2%	172
	Unimportant	2%	7%	29%	55%	7%	56
	Very unimportant	4%	4%	19%	73%		26

Section I - SeniorCenter: Which of the following York facilities and properties do you or other members of your household use or attend events in for recreational purposes? York Senior Center

		Frequently Use	Regularly Use	Occasionally Use	Never Use	Unaware of Facility	N
OVERALL		9%	4%	13%	70%	3%	610
Gender of Respondent	Female	10%	4%	13%	69%	4%	398
	Male	7%	5%	14%	72%	2%	185
Age of Respondent	Under 40 years old	1%	1%	3%	88%	7%	91
	40-49 years old		1%	6%	86%	7%	124
	50-59 years old	2%	1%	2%	91%	2%	82
	60-69 years old	15%	3%	20%	63%		115
	70 years old or older	20%	15%	25%	38%	2%	108
Marital Status	Married	7%	4%	12%	74%	3%	453
	Not Currently Married	17%	6%	15%	58%	4%	131
Children in Household	No Children at Home	17%	7%	18%	57%	2%	327
	Have Child in Household Under 5		1%	3%	86%	10%	99
	Have Child in Household 6-12		1%	7%	86%	6%	145
	Have Child in Household 13-18	1%		8%	86%	5%	108
Have Grandchildren	Have Grandchild	19%	7%	29%	46%		70
	Do Not Have a Grandchild	8%	4%	11%	74%	4%	511
Household Income	Less than \$40,000	28%	12%	18%	40%	1%	67
	\$40,000-\$69,999	13%	7%	22%	57%	1%	86
	\$70,000-\$99,999	4%	3%	12%	78%	3%	120
	\$100,000 or more	2%		8%	85%	6%	233
Employment Status	Employed Full-time	1%	2%	7%	86%	4%	348
	Employed Part-Time	6%	1%	19%	70%	4%	81
	Retired	22%	9%	25%	43%	1%	222
	Not Currently Employed			6%	81%	13%	16
Resident/Taxpayer	Resident/Taxpayer	9%	4%	13%	71%	3%	587
	Non-Resident/Taxpayer	33%		8%	58%		12
Years Residing in York	5 years or less in York	4%	3%	5%	81%	7%	108
	6-10 years in York	7%	3%	16%	70%	4%	92
	11-20 years in York	14%	3%	11%	68%	4%	136
	21-35 years in York	9%	6%	18%	66%	1%	132
	More than 35 years in York	12%	6%	16%	64%	2%	117
Months/Year at York Residence	12 months	8%	4%	12%	72%	3%	516
	Less than 12 months/per year	19%	9%	22%	48%	2%	64
Neighborhood/Area of York	Cape Neddick	3%	2%	8%	83%	5%	111
	York Beach	16%	9%	24%	49%	2%	110
	York Harbor	4%	2%	14%	79%	2%	56
	York Village	10%	4%	10%	73%	3%	178
	Other Area	9%	3%	11%	74%	4%	141
Voted in Last Town Election	Voted	9%	4%	14%	70%	3%	476
	Didn't vote	8%	8%	10%	72%	3%	92
Likelihood of Voting in Next Town Election	Somewhat/Very Likely	9%	4%	13%	71%	3%	546
	Somewhat/Very Unlikely	13%	3%	17%	67%		30
Importance of Parks & Rec. to Vote	Very important	7%	2%	11%	75%	4%	284
	Important	10%	7%	17%	63%	3%	169
	Unimportant	15%	4%	9%	67%	5%	55
	Very unimportant	11%	4%	4%	81%		27

Section I - LivingWellCenter: Which of the following York facilities and properties do you or other members of your household use or attend events in for recreational purposes? Living Well Center

		Frequently Use	Regularly Use	Occasionally Use	Never Use	Unaware of Facility	N
OVERALL		4%	3%	12%	68%	12%	612
Gender of Respondent	Female	6%	3%	14%	65%	12%	398
	Male	1%	3%	9%	73%	13%	186
Age of Respondent	Under 40 years old		1%	8%	68%	23%	92
	40-49 years old			6%	73%	22%	125
	50-59 years old	4%	2%	8%	80%	6%	83
	60-69 years old	5%	5%	15%	67%	7%	113
	70 years old or older	13%	8%	20%	50%	9%	107
Marital Status	Married	4%	3%	11%	70%	13%	454
	Not Currently Married	8%	5%	15%	61%	11%	131
Children in Household	No Children at Home	8%	5%	16%	62%	9%	328
	Have Child in Household Under 5		2%	5%	71%	22%	101
	Have Child in Household 6-12	1%	1%	6%	72%	21%	146
	Have Child in Household 13-18		1%	10%	78%	11%	107
Have Grandchildren	Have Grandchild	4%	6%	16%	69%	4%	68
	Do Not Have a Grandchild	4%	3%	12%	67%	13%	514
Household Income	Less than \$40,000	9%	7%	15%	61%	7%	67
	\$40,000-\$69,999	6%	7%	19%	54%	14%	84
	\$70,000-\$99,999	2%	2%	11%	71%	14%	119
	\$100,000 or more	3%	1%	10%	72%	14%	236
Employment Status	Employed Full-time	2%	2%	10%	73%	14%	351
	Employed Part-Time	4%	5%	14%	64%	14%	81
	Retired	10%	6%	15%	58%	10%	220
	Not Currently Employed			13%	69%	19%	16
Resident/Taxpayer	Resident/Taxpayer	5%	3%	12%	68%	12%	587
	Non-Resident/Taxpayer		8%	17%	42%	33%	12
Years Residing in York	5 years or less in York	2%	3%	9%	59%	28%	109
	6-10 years in York	2%	3%	10%	75%	10%	93
	11-20 years in York	4%	4%	11%	67%	13%	137
	21-35 years in York	8%	5%	11%	70%	6%	132
	More than 35 years in York	6%	2%	21%	65%	6%	115
Months/Year at York Residence	12 months	4%	3%	12%	69%	13%	520
	Less than 12 months/per year	11%	5%	16%	54%	13%	61
Neighborhood/Area of York	Cape Neddick	3%	3%	5%	73%	16%	110
	York Beach	6%	6%	19%	59%	11%	108
	York Harbor	11%	4%	14%	63%	9%	57
	York Village	3%	3%	12%	71%	10%	182
	Other Area	4%	1%	11%	70%	13%	141
Voted in Last Town Election	Voted	4%	4%	12%	69%	11%	477
	Didn't vote	4%	1%	11%	66%	17%	92
Likelihood of Voting in Next Town Election	Somewhat/Very Likely	4%	3%	12%	69%	12%	547
	Somewhat/Very Unlikely	10%	7%	7%	63%	13%	30
Importance of Parks & Rec. to Vote	Very important	3%	4%	11%	69%	14%	283
	Important	5%	5%	16%	61%	13%	171
	Unimportant	5%	2%	11%	66%	16%	56
	Very unimportant	11%			89%		27

Section I - HotelPools: Which of the following York facilities and properties do you or other members of your household use or attend events in for recreational purposes? Pools at York Hotels

		Frequently Use	Regularly Use	Occasionally Use	Never Use	Unaware of Facility	N
OVERALL		9%	8%	22%	52%	9%	626
Gender of Respondent	Female	12%	10%	23%	48%	8%	412
	Male	4%	6%	22%	58%	11%	186
Age of Respondent	Under 40 years old	24%	15%	31%	21%	8%	98
	40-49 years old	12%	17%	36%	29%	5%	130
	50-59 years old	5%	6%	19%	61%	10%	84
	60-69 years old	3%	3%	15%	68%	10%	115
	70 years old or older	4%	4%	13%	69%	10%	107
Marital Status	Married	9%	10%	24%	48%	9%	466
	Not Currently Married	8%	4%	20%	60%	8%	133
Children in Household	No Children at Home	4%	3%	15%	68%	11%	331
	Have Child in Household Under 5	19%	23%	29%	22%	7%	107
	Have Child in Household 6-12	21%	17%	36%	20%	5%	155
	Have Child in Household 13-18	8%	8%	37%	42%	5%	112
Have Grandchildren	Have Grandchild		4%	24%	68%	4%	71
	Do Not Have a Grandchild	10%	9%	22%	49%	9%	525
Household Income	Less than \$40,000	6%	7%	18%	63%	6%	68
	\$40,000-\$69,999	4%	7%	21%	54%	13%	89
	\$70,000-\$99,999	12%	8%	26%	40%	13%	122
	\$100,000 or more	12%	12%	24%	46%	5%	241
Employment Status	Employed Full-time	13%	12%	29%	38%	8%	361
	Employed Part-Time	6%	10%	28%	51%	6%	83
	Retired	3%	3%	12%	70%	12%	222
	Not Currently Employed	6%	13%	25%	44%	13%	16
Resident/Taxpayer	Resident/Taxpayer	9%	8%	23%	52%	8%	601
	Non-Resident/Taxpayer	8%	17%	17%	42%	17%	12
Years Residing in York	5 years or less in York	11%	15%	24%	37%	13%	113
	6-10 years in York	14%	12%	28%	34%	12%	93
	11-20 years in York	6%	6%	26%	54%	8%	141
	21-35 years in York	8%	8%	19%	61%	4%	135
	More than 35 years in York	7%	3%	17%	65%	8%	117
Months/Year at York Residence	12 months	10%	9%	24%	49%	8%	532
	Less than 12 months/per year	3%	5%	8%	68%	16%	63
Neighborhood/Area of York	Cape Neddick	6%	11%	22%	51%	10%	111
	York Beach	10%	5%	24%	48%	14%	111
	York Harbor	8%	12%	22%	51%	7%	59
	York Village	8%	6%	26%	53%	6%	185
	Other Area	12%	11%	17%	52%	8%	145
Voted in Last Town Election	Voted	9%	9%	23%	52%	7%	488
	Didn't vote	9%	4%	21%	51%	15%	95
Likelihood of Voting in Next Town Election	Somewhat/Very Likely	9%	9%	23%	50%	8%	561
	Somewhat/Very Unlikely	3%		7%	79%	10%	29
Importance of Parks & Rec. to Vote	Very important	13%	13%	24%	41%	10%	295
	Important	9%	5%	24%	53%	9%	173
	Unimportant	2%	5%	18%	68%	7%	56
	Very unimportant			15%	85%		27

Section I - SeacoastUnited: Which of the following York facilities and properties do you or other members of your household use or attend events in for recreational purposes? Seacoast United

		Frequently Use	Regularly Use	Occasionally Use	Never Use	Unaware of Facility	N
OVERALL		6%	5%	13%	59%	17%	615
Gender of Respondent	Female	6%	6%	13%	56%	18%	401
	Male	6%	3%	12%	63%	16%	186
Age of Respondent	Under 40 years old	11%	6%	21%	47%	15%	94
	40-49 years old	11%	11%	30%	38%	9%	128
	50-59 years old	9%	7%	12%	58%	14%	85
	60-69 years old	1%	1%	4%	72%	23%	114
	70 years old or older	1%		1%	76%	22%	104
Marital Status	Married	7%	6%	14%	57%	16%	458
	Not Currently Married	1%	3%	9%	66%	21%	131
Children in Household	No Children at Home	1%	1%	3%	72%	23%	325
	Have Child in Household Under 5	9%	8%	22%	47%	15%	103
	Have Child in Household 6-12	15%	16%	30%	30%	9%	151
	Have Child in Household 13-18	12%	12%	28%	41%	7%	111
Have Grandchildren	Have Grandchild	3%	1%	3%	84%	9%	70
	Do Not Have a Grandchild	6%	6%	14%	55%	19%	515
Household Income	Less than \$40,000		5%	8%	59%	29%	66
	\$40,000-\$69,999	3%	1%	9%	64%	22%	87
	\$70,000-\$99,999	8%	3%	14%	58%	17%	120
	\$100,000 or more	9%	9%	18%	50%	13%	238
Employment Status	Employed Full-time	9%	8%	21%	50%	13%	356
	Employed Part-Time	9%	9%	16%	53%	14%	80
	Retired	1%	0%	1%	72%	25%	216
	Not Currently Employed		6%	19%	63%	13%	16
Resident/Taxpayer	Resident/Taxpayer	6%	5%	13%	59%	17%	590
	Non-Resident/Taxpayer	8%		8%	50%	33%	12
Years Residing in York	5 years or less in York	6%	6%	25%	36%	27%	108
	6-10 years in York	11%	4%	13%	54%	18%	93
	11-20 years in York	7%	8%	12%	58%	15%	139
	21-35 years in York	4%	4%	12%	66%	13%	134
	More than 35 years in York	2%	4%	3%	76%	16%	115
Months/Year at York Residence	12 months	6%	5%	14%	58%	16%	523
	Less than 12 months/per year	3%	3%	5%	62%	26%	61
Neighborhood/Area of York	Cape Neddick	2%	5%	13%	63%	17%	112
	York Beach	4%	2%	11%	54%	30%	108
	York Harbor	9%	11%	12%	49%	19%	57
	York Village	6%	7%	13%	64%	11%	184
	Other Area	9%	4%	14%	59%	14%	140
Voted in Last Town Election	Voted	6%	6%	13%	58%	16%	479
	Didn't vote	2%	2%	14%	61%	20%	93
Likelihood of Voting in Next Town Election	Somewhat/Very Likely	6%	5%	13%	58%	17%	551
	Somewhat/Very Unlikely	3%	3%	7%	63%	23%	30
Importance of Parks & Rec. to Vote	Very important	9%	7%	19%	53%	13%	289
	Important	5%	6%	12%	57%	19%	171
	Unimportant		2%	2%	68%	29%	56
	Very unimportant				88%	12%	26

Section I - PaddleClub: Which of the following York facilities and properties do you or other members of your household use or attend events in for recreational purposes? PaddleClub (Route 91)

		Frequently Use	Regularly Use	Occasionally Use	Never Use	Unaware of Facility	N
OVERALL		1%	0%	4%	62%	33%	614
Gender of Respondent	Female	1%		3%	60%	36%	402
	Male	1%	2%	4%	66%	28%	184
Age of Respondent	Under 40 years old		1%	7%	40%	52%	95
	40-49 years old	2%		4%	53%	41%	126
	50-59 years old	2%	1%	2%	67%	27%	81
	60-69 years old		1%	2%	64%	34%	113
	70 years old or older			1%	79%	21%	107
Marital Status	Married	1%	1%	4%	61%	34%	455
	Not Currently Married	1%		2%	65%	33%	132
Children in Household	No Children at Home	0%	1%	2%	69%	28%	327
	Have Child in Household Under 5	2%		6%	52%	40%	102
	Have Child in Household 6-12	1%	1%	5%	45%	48%	150
	Have Child in Household 13-18	1%	1%	7%	64%	27%	107
Have Grandchildren	Have Grandchild			1%	81%	17%	69
	Do Not Have a Grandchild	1%	1%	4%	59%	36%	516
Household Income	Less than \$40,000			3%	57%	40%	68
	\$40,000-\$69,999			4%	62%	35%	84
	\$70,000-\$99,999	1%	1%	5%	56%	37%	118
	\$100,000 or more	1%	1%	3%	60%	34%	238
Employment Status	Employed Full-time	1%	1%	5%	57%	36%	352
	Employed Part-Time			7%	58%	35%	81
	Retired			0%	72%	28%	220
	Not Currently Employed	6%			56%	38%	16
Resident/Taxpayer	Resident/Taxpayer	1%	1%	4%	62%	33%	589
	Non-Resident/Taxpayer			8%	50%	42%	12
Years Residing in York	5 years or less in York			3%	46%	51%	111
	6-10 years in York	2%		5%	48%	44%	93
	11-20 years in York		1%	4%	66%	30%	137
	21-35 years in York		2%	5%	67%	27%	132
	More than 35 years in York	2%		2%	75%	22%	115
Months/Year at York Residence	12 months	1%	1%	4%	60%	34%	522
	Less than 12 months/per year			2%	69%	29%	62
Neighborhood/Area of York	Cape Neddick	1%	1%	4%	61%	34%	109
	York Beach		1%	3%	63%	33%	108
	York Harbor	2%	2%	3%	66%	28%	58
	York Village	1%		4%	60%	34%	183
	Other Area			4%	64%	32%	142
Voted in Last Town Election	Voted	1%	1%	4%	62%	33%	479
	Didn't vote			1%	66%	33%	92
Likelihood of Voting in Next Town Election	Somewhat/Very Likely	1%	1%	4%	61%	33%	549
	Somewhat/Very Unlikely				73%	27%	30
Importance of Parks & Rec. to Vote	Very important	1%	1%	5%	57%	36%	285
	Important		1%	4%	60%	36%	171
	Unimportant			2%	71%	27%	56
	Very unimportant				78%	22%	27

Section I - PrivateFitness: Which of the following York facilities and properties do you or other members of your household use or attend events in for recreational purposes? Private/Independent Fitness Facility

		Frequently Use	Regularly Use	Occasionally Use	Never Use	Unaware of Facility	N
OVERALL		17%	9%	13%	54%	7%	624
Gender of Respondent	Female	18%	8%	12%	54%	8%	411
	Male	16%	12%	12%	53%	7%	186
Age of Respondent	Under 40 years old	25%	8%	19%	42%	6%	97
	40-49 years old	32%	8%	17%	37%	5%	130
	50-59 years old	14%	19%	12%	52%	2%	84
	60-69 years old	9%	6%	11%	67%	8%	114
	70 years old or older	9%	5%	7%	67%	11%	107
Marital Status	Married	19%	11%	13%	51%	6%	465
	Not Currently Married	13%	5%	13%	59%	11%	132
Children in Household	No Children at Home	9%	8%	11%	63%	9%	330
	Have Child in Household Under 5	24%	9%	19%	47%	2%	105
	Have Child in Household 6-12	30%	10%	16%	39%	5%	155
	Have Child in Household 13-18	35%	13%	10%	36%	7%	112
Have Grandchildren	Have Grandchild	7%	7%	13%	67%	6%	70
	Do Not Have a Grandchild	18%	10%	13%	52%	7%	523
Household Income	Less than \$40,000	7%	3%	16%	62%	12%	69
	\$40,000-\$69,999	2%	9%	13%	64%	12%	86
	\$70,000-\$99,999	19%	11%	16%	50%	4%	123
	\$100,000 or more	28%	10%	12%	45%	4%	241
Employment Status	Employed Full-time	24%	11%	15%	46%	5%	361
	Employed Part-Time	17%	17%	16%	46%	4%	82
	Retired	6%	6%	10%	68%	10%	220
	Not Currently Employed	13%	13%	6%	56%	13%	16
Resident/Taxpayer	Resident/Taxpayer	18%	9%	13%	54%	7%	598
	Non-Resident/Taxpayer	8%	8%	8%	46%	31%	13
Years Residing in York	5 years or less in York	18%	9%	11%	50%	13%	112
	6-10 years in York	23%	6%	18%	43%	10%	93
	11-20 years in York	18%	12%	13%	54%	3%	142
	21-35 years in York	18%	11%	9%	56%	5%	133
	More than 35 years in York	11%	7%	15%	59%	9%	117
Months/Year at York Residence	12 months	19%	9%	13%	51%	8%	531
	Less than 12 months/per year	3%	6%	13%	71%	6%	62
Neighborhood/Area of York	Cape Neddick	20%	11%	15%	49%	5%	112
	York Beach	9%	14%	10%	52%	15%	109
	York Harbor	21%	10%	7%	55%	7%	58
	York Village	17%	5%	14%	56%	7%	185
	Other Area	20%	9%	14%	55%	2%	144
Voted in Last Town Election	Voted	19%	10%	13%	52%	7%	487
	Didn't vote	12%	7%	14%	62%	5%	95
Likelihood of Voting in Next Town Election	Somewhat/Very Likely	19%	10%	13%	52%	7%	559
	Somewhat/Very Unlikely	3%	7%	3%	80%	7%	30
Importance of Parks & Rec. to Vote	Very important	20%	12%	16%	46%	6%	293
	Important	20%	6%	13%	53%	8%	174
	Unimportant	13%	13%	5%	63%	7%	56
	Very unimportant	4%			89%	7%	27

Section I - GreatBayTennis: Which of the following out-of-town facilities do you use, and how frequently do you use them? Great Bay Tennis and Fitness

		Frequently Use	Regularly Use	Occasionally Use	Never Use	Unaware of Facility	N
OVERALL		1%	1%	2%	78%	17%	604
Gender of Respondent	Female	1%	1%	3%	77%	19%	395
	Male	2%	2%	2%	80%	14%	181
Age of Respondent	Under 40 years old	1%	1%	4%	65%	28%	95
	40-49 years old	2%	1%	3%	82%	13%	119
	50-59 years old	1%	2%	4%	83%	10%	82
	60-69 years old		1%	2%	80%	18%	113
	70 years old or older	3%			82%	15%	106
Marital Status	Married	1%	1%	2%	79%	16%	448
	Not Currently Married	2%	1%	3%	75%	20%	130
Children in Household	No Children at Home	1%	1%	2%	78%	19%	324
	Have Child in Household Under 5	2%		2%	81%	15%	98
	Have Child in Household 6-12	2%	2%	3%	75%	18%	144
	Have Child in Household 13-18	3%	3%	5%	79%	10%	105
Have Grandchildren	Have Grandchild		2%		91%	8%	66
	Do Not Have a Grandchild	2%	1%	3%	77%	18%	508
Household Income	Less than \$40,000			1%	76%	22%	67
	\$40,000-\$69,999	1%			81%	18%	83
	\$70,000-\$99,999	3%	3%	2%	75%	18%	119
	\$100,000 or more	2%	1%	4%	80%	13%	230
Employment Status	Employed Full-time	1%	1%	3%	77%	16%	345
	Employed Part-Time	3%		3%	81%	14%	80
	Retired	1%	0%		79%	19%	218
	Not Currently Employed				88%	13%	16
Resident/Taxpayer	Resident/Taxpayer	2%	1%	3%	78%	17%	579
	Non-Resident/Taxpayer				75%	25%	12
Years Residing in York	5 years or less in York			1%	76%	23%	104
	6-10 years in York		2%	3%	73%	22%	91
	11-20 years in York	2%	2%	4%	74%	18%	138
	21-35 years in York	3%	1%	2%	79%	15%	131
	More than 35 years in York	2%		2%	87%	10%	114
Months/Year at York Residence	12 months	2%	1%	2%	78%	16%	511
	Less than 12 months/per year			3%	67%	30%	61
Neighborhood/Area of York	Cape Neddick	1%	1%	1%	80%	17%	110
	York Beach		3%	1%	70%	26%	102
	York Harbor	3%		2%	74%	21%	58
	York Village	3%	1%	3%	79%	14%	179
	Other Area	1%		4%	83%	12%	139
Voted in Last Town Election	Voted	2%	1%	2%	80%	15%	470
	Didn't vote	1%		2%	71%	25%	91
Likelihood of Voting in Next Town Election	Somewhat/Very Likely	1%	1%	2%	79%	16%	539
	Somewhat/Very Unlikely			3%	73%	23%	30
Importance of Parks & Rec. to Vote	Very important	2%	1%	4%	75%	17%	277
	Important	1%		2%	80%	17%	170
	Unimportant	2%	4%		73%	22%	55
	Very unimportant				96%	4%	27

Section I - KitteryCC: Which of the following out-of-town facilities do you use, and how frequently do you use them? Kittery Community Center

		Frequently Use	Regularly Use	Occasionally Use	Never Use	Unaware of Facility	N
OVERALL		9%	5%	25%	55%	6%	618
Gender of Respondent	Female	10%	5%	28%	51%	7%	407
	Male	7%	5%	18%	63%	7%	183
Age of Respondent	Under 40 years old	10%	8%	25%	46%	10%	96
	40-49 years old	13%	6%	34%	42%	5%	129
	50-59 years old	10%	7%	18%	59%	6%	83
	60-69 years old	8%	1%	25%	59%	8%	114
	70 years old or older	8%	4%	25%	58%	6%	106
Marital Status	Married	9%	6%	24%	55%	6%	459
	Not Currently Married	8%	2%	29%	54%	8%	132
Children in Household	No Children at Home	7%	3%	20%	61%	8%	326
	Have Child in Household Under 5	16%	5%	22%	51%	7%	106
	Have Child in Household 6-12	13%	10%	31%	41%	5%	153
	Have Child in Household 13-18	14%	4%	32%	49%	2%	111
Have Grandchildren	Have Grandchild	7%	3%	24%	62%	4%	68
	Do Not Have a Grandchild	9%	5%	26%	53%	7%	519
Household Income	Less than \$40,000	12%		26%	51%	10%	68
	\$40,000-\$69,999	6%	5%	28%	53%	9%	87
	\$70,000-\$99,999	12%	6%	25%	50%	7%	121
	\$100,000 or more	9%	6%	25%	56%	4%	236
Employment Status	Employed Full-time	10%	6%	25%	53%	5%	356
	Employed Part-Time	12%	2%	26%	49%	11%	82
	Retired	7%	2%	23%	59%	8%	219
	Not Currently Employed			19%	75%	6%	16
Resident/Taxpayer	Resident/Taxpayer	9%	5%	26%	54%	7%	593
	Non-Resident/Taxpayer	17%		8%	67%	8%	12
Years Residing in York	5 years or less in York	11%	6%	18%	55%	10%	110
	6-10 years in York	12%	3%	34%	46%	4%	91
	11-20 years in York	9%	5%	23%	56%	8%	142
	21-35 years in York	5%	5%	29%	55%	6%	133
	More than 35 years in York	10%	4%	26%	56%	4%	115
Months/Year at York Residence	12 months	10%	6%	27%	52%	6%	524
	Less than 12 months/per year	5%		16%	66%	13%	62
Neighborhood/Area of York	Cape Neddick	6%	4%	30%	52%	8%	111
	York Beach	10%	6%	17%	58%	10%	109
	York Harbor	10%	7%	33%	43%	7%	58
	York Village	8%	7%	22%	59%	5%	181
	Other Area	13%	2%	28%	54%	3%	143
Voted in Last Town Election	Voted	9%	5%	26%	53%	6%	482
	Didn't vote	9%	2%	20%	60%	9%	93
Likelihood of Voting in Next Town Election	Somewhat/Very Likely	10%	5%	26%	52%	6%	552
	Somewhat/Very Unlikely			7%	80%	13%	30
Importance of Parks & Rec. to Vote	Very important	15%	7%	26%	47%	5%	288
	Important	6%	3%	28%	55%	8%	173
	Unimportant	4%		15%	67%	15%	55
	Very unimportant			15%	81%	4%	27

Section I - OutofTownFitness: Which of the following out-of-town facilities do you use, and how frequently do you use them? Out-of-town Fitness Facilities

		Frequently Use	Regularly Use	Occasionally Use	Never Use	Unaware of Facility	N
OVERALL		18%	12%	16%	50%	4%	626
Gender of Respondent	Female	19%	12%	17%	48%	3%	413
	Male	18%	15%	13%	49%	5%	185
Age of Respondent	Under 40 years old	22%	20%	28%	28%	2%	98
	40-49 years old	29%	15%	24%	31%	2%	129
	50-59 years old	25%	19%	11%	46%		85
	60-69 years old	11%	8%	11%	66%	4%	114
	70 years old or older	11%	7%	6%	66%	10%	107
Marital Status	Married	21%	14%	18%	44%	4%	467
	Not Currently Married	12%	9%	11%	65%	2%	132
Children in Household	No Children at Home	13%	9%	12%	60%	6%	331
	Have Child in Household Under 5	25%	17%	25%	31%	2%	106
	Have Child in Household 6-12	25%	19%	23%	31%	1%	154
	Have Child in Household 13-18	29%	13%	16%	40%	2%	113
Have Grandchildren	Have Grandchild	12%	9%	6%	71%	3%	69
	Do Not Have a Grandchild	19%	13%	17%	46%	4%	526
Household Income	Less than \$40,000	12%	4%	13%	68%	3%	69
	\$40,000-\$69,999	11%	10%	14%	56%	9%	88
	\$70,000-\$99,999	17%	17%	16%	46%	3%	122
	\$100,000 or more	26%	15%	19%	38%	1%	242
Employment Status	Employed Full-time	23%	15%	20%	40%	2%	362
	Employed Part-Time	19%	17%	22%	40%	2%	83
	Retired	11%	8%	9%	66%	7%	221
	Not Currently Employed	19%	19%		63%		16
Resident/Taxpayer	Resident/Taxpayer	19%	13%	16%	49%	4%	600
	Non-Resident/Taxpayer		23%	8%	54%	15%	13
Years Residing in York	5 years or less in York	20%	21%	18%	38%	4%	112
	6-10 years in York	22%	15%	26%	36%	1%	94
	11-20 years in York	20%	13%	18%	46%	3%	141
	21-35 years in York	20%	10%	15%	50%	5%	135
	More than 35 years in York	11%	6%	7%	71%	5%	117
Months/Year at York Residence	12 months	19%	13%	17%	48%	3%	531
	Less than 12 months/per year	19%	13%	11%	49%	8%	63
Neighborhood/Area of York	Cape Neddick	18%	13%	16%	50%	3%	112
	York Beach	18%	14%	10%	53%	5%	110
	York Harbor	29%	12%	7%	47%	5%	59
	York Village	16%	11%	21%	49%	4%	184
	Other Area	19%	14%	18%	47%	1%	145
Voted in Last Town Election	Voted	20%	12%	17%	48%	4%	487
	Didn't vote	15%	15%	11%	55%	4%	96
Likelihood of Voting in Next Town Election	Somewhat/Very Likely	19%	13%	17%	48%	3%	559
	Somewhat/Very Unlikely	10%	13%	10%	60%	7%	30
Importance of Parks & Rec. to Vote	Very important	22%	17%	20%	38%	2%	294
	Important	18%	10%	16%	52%	4%	174
	Unimportant	13%	9%	13%	63%	4%	56
	Very unimportant	11%		4%	78%	7%	27

Section I - OtherOutofTownFacilities: Which of the following out-of-town facilities do you use, and how frequently do you use them? Out-of-town Instruction or Classes

		Frequently Use	Regularly Use	Occasionally Use	Never Use	Unaware of Facility	N
OVERALL		15%	11%	17%	53%	4%	620
Gender of Respondent	Female	18%	13%	19%	48%	3%	408
	Male	9%	10%	14%	61%	7%	184
Age of Respondent	Under 40 years old	21%	22%	24%	31%	3%	97
	40-49 years old	28%	17%	22%	32%	1%	130
	50-59 years old	23%	10%	12%	55%		83
	60-69 years old	6%	10%	16%	65%	3%	113
	70 years old or older	2%	4%	14%	69%	11%	107
Marital Status	Married	16%	13%	17%	49%	4%	460
	Not Currently Married	11%	5%	20%	61%	4%	133
Children in Household	No Children at Home	8%	6%	17%	63%	6%	326
	Have Child in Household Under 5	24%	23%	17%	34%	2%	104
	Have Child in Household 6-12	25%	21%	21%	32%	1%	153
	Have Child in Household 13-18	24%	11%	19%	46%	1%	112
Have Grandchildren	Have Grandchild	9%	7%	7%	72%	4%	67
	Do Not Have a Grandchild	15%	12%	19%	49%	4%	522
Household Income	Less than \$40,000	10%	3%	17%	65%	4%	69
	\$40,000-\$69,999	8%	9%	20%	55%	8%	87
	\$70,000-\$99,999	13%	14%	17%	51%	4%	121
	\$100,000 or more	23%	15%	18%	44%	1%	238
Employment Status	Employed Full-time	22%	14%	19%	43%	2%	360
	Employed Part-Time	13%	12%	32%	39%	4%	82
	Retired	5%	6%	15%	67%	7%	218
	Not Currently Employed	13%	13%	7%	67%		15
Resident/Taxpayer	Resident/Taxpayer	15%	12%	18%	52%	4%	595
	Non-Resident/Taxpayer		8%	17%	58%	17%	12
Years Residing in York	5 years or less in York	14%	18%	18%	46%	4%	112
	6-10 years in York	20%	16%	21%	41%	2%	92
	11-20 years in York	16%	13%	18%	50%	4%	141
	21-35 years in York	13%	8%	17%	55%	7%	132
	More than 35 years in York	13%	3%	15%	64%	4%	115
Months/Year at York Residence	12 months	16%	12%	18%	50%	3%	527
	Less than 12 months/per year	11%	8%	11%	60%	10%	62
Neighborhood/Area of York	Cape Neddick	18%	12%	21%	48%	2%	111
	York Beach	12%	10%	15%	55%	8%	110
	York Harbor	20%	17%	10%	47%	5%	59
	York Village	11%	9%	20%	56%	4%	180
	Other Area	17%	14%	17%	50%	1%	144
Voted in Last Town Election	Voted	15%	13%	18%	51%	4%	481
	Didn't vote	15%	6%	18%	56%	5%	96
Likelihood of Voting in Next Town Election	Somewhat/Very Likely	15%	12%	18%	52%	4%	554
	Somewhat/Very Unlikely	7%	7%	13%	67%	7%	30
Importance of Parks & Rec. to Vote	Very important	20%	17%	20%	40%	2%	290
	Important	14%	9%	19%	53%	5%	173
	Unimportant	5%	7%	4%	79%	5%	56
	Very unimportant			7%	85%	7%	27

Section II - VES_eval: How would you rate the overall quality of the recreation facilities and properties available in York? Village Elementary School

		<u>Superior</u>	<u>Good</u>	<u>Average</u>	<u>Below Average</u>	<u>Poor</u>	<u>Never Used/ Unable to Judge</u>	<u>N</u>
OVERALL		3%	16%	18%	7%	1%	54%	614
Gender of Respondent	Female	4%	17%	20%	8%	1%	49%	407
	Male	1%	14%	16%	7%	2%	60%	180
Age of Respondent	Under 40 years old	6%	24%	29%	12%	1%	27%	99
	40-49 years old	3%	28%	30%	14%	4%	21%	127
	50-59 years old	2%	21%	28%	8%	1%	39%	85
	60-69 years old	3%	8%	6%	3%	2%	78%	111
	70 years old or older	1%	5%	6%	3%		85%	108
Marital Status	Married	3%	17%	19%	8%	2%	50%	454
	Not Currently Married	3%	11%	16%	5%	1%	64%	133
Children in Household	No Children at Home	2%	6%	8%	3%	1%	80%	324
	Have Child in Household Under 5	9%	29%	31%	9%		23%	101
	Have Child in Household 6-12	6%	31%	35%	14%	3%	11%	154
	Have Child in Household 13-18	1%	21%	35%	16%	5%	22%	113
Have Grandchildren	Have Grandchild	3%	18%	12%	3%		64%	67
	Do Not Have a Grandchild	3%	16%	19%	8%	2%	53%	517
Household Income	Less than \$40,000	4%	9%	15%	4%	1%	66%	68
	\$40,000-\$69,999	3%	14%	12%	3%		67%	86
	\$70,000-\$99,999	3%	13%	21%	11%	1%	51%	123
	\$100,000 or more	3%	23%	25%	9%	2%	39%	240
Employment Status	Employed Full-time	4%	22%	27%	12%	2%	34%	354
	Employed Part-Time	6%	16%	16%	9%	3%	50%	80
	Retired	2%	5%	6%	1%	1%	85%	218
	Not Currently Employed		27%	20%	13%	7%	33%	15
Resident/Taxpayer	Resident/Taxpayer	3%	16%	18%	8%	2%	53%	598
	Non-Resident/Taxpayer	9%	9%	18%			64%	11
Years Residing in York	5 years or less in York	4%	25%	22%	4%	2%	44%	114
	6-10 years in York	3%	16%	15%	16%		49%	92
	11-20 years in York	4%	14%	20%	9%	1%	52%	139
	21-35 years in York	2%	15%	19%	8%	2%	55%	133
	More than 35 years in York	3%	9%	13%	4%	2%	70%	116
Months/Year at York Residence	12 months	4%	17%	19%	8%	2%	51%	529
	Less than 12 months/per year		5%	13%	2%		81%	63
Neighborhood/Area of York	Cape Neddick	4%	14%	21%	9%	3%	49%	112
	York Beach	3%	14%	11%	5%		68%	109
	York Harbor	2%	12%	22%	7%	2%	55%	58
	York Village	3%	18%	23%	7%	2%	47%	176
	Other Area	5%	18%	15%	10%	1%	52%	144
Voted in Last Town Election	Voted	3%	15%	19%	8%	2%	54%	487
	Didn't vote	2%	19%	19%	5%	1%	53%	94
Likelihood of Voting in Next Town Election	Somewhat/Very Likely	4%	16%	19%	7%	2%	52%	556
	Somewhat/Very Unlikely		7%	10%	3%		80%	30
Importance of Parks & Rec. to Vote	Very important	4%	17%	25%	9%	3%	41%	294
	Important	2%	18%	17%	8%		55%	172
	Unimportant	4%	13%	4%	4%		76%	55
	Very unimportant	7%	19%				74%	27

Section II - CRES_eval: How would you rate the overall quality of the recreation facilities and properties available in York? Coastal Ridge Elementary School

		<u>Superior</u>	<u>Good</u>	<u>Average</u>	<u>Below Average</u>	<u>Poor</u>	<u>Never Used/ Unable to Judge</u>	<u>N</u>
OVERALL		3%	12%	21%	8%	1%	55%	615
Gender of Respondent	Female	3%	13%	23%	8%	1%	51%	408
	Male	2%	12%	18%	7%	2%	59%	181
Age of Respondent	Under 40 years old	5%	19%	37%	9%		29%	99
	40-49 years old	4%	21%	36%	14%	5%	20%	128
	50-59 years old	4%	18%	27%	13%	1%	38%	85
	60-69 years old	2%	5%	7%	4%	2%	80%	112
	70 years old or older	1%	4%	5%	2%		89%	108
Marital Status	Married	3%	13%	21%	9%	2%	52%	456
	Not Currently Married	2%	11%	20%	4%		64%	133
Children in Household	No Children at Home	2%	5%	10%	3%		81%	325
	Have Child in Household Under 5	7%	18%	37%	7%		31%	100
	Have Child in Household 6-12	6%	23%	40%	16%	3%	11%	154
	Have Child in Household 13-18	3%	19%	34%	20%	6%	19%	113
Have Grandchildren	Have Grandchild	3%	13%	10%	3%		70%	67
	Do Not Have a Grandchild	3%	12%	22%	8%	2%	53%	519
Household Income	Less than \$40,000	4%	9%	13%	6%		68%	69
	\$40,000-\$69,999	1%	14%	12%	5%		69%	86
	\$70,000-\$99,999	2%	11%	27%	9%	1%	49%	124
	\$100,000 or more	4%	15%	28%	10%	3%	41%	240
Employment Status	Employed Full-time	4%	17%	30%	12%	3%	34%	355
	Employed Part-Time	4%	14%	18%	10%	1%	54%	80
	Retired	1%	4%	6%	1%		87%	219
	Not Currently Employed		33%	27%	7%	7%	27%	15
Resident/Taxpayer	Resident/Taxpayer	3%	12%	21%	8%	2%	55%	598
	Non-Resident/Taxpayer	8%	17%	17%			58%	12
Years Residing in York	5 years or less in York	4%	18%	26%	4%	2%	46%	114
	6-10 years in York	4%	11%	25%	10%		50%	92
	11-20 years in York	4%	12%	22%	9%	2%	50%	139
	21-35 years in York	3%	11%	21%	9%	2%	55%	133
	More than 35 years in York	2%	8%	9%	7%	1%	73%	118
Months/Year at York Residence	12 months	3%	13%	22%	8%	2%	51%	530
	Less than 12 months/per year	2%	3%	10%	2%		84%	63
Neighborhood/Area of York	Cape Neddick	4%	17%	25%	6%	2%	47%	113
	York Beach	2%	10%	15%	6%		68%	109
	York Harbor	3%	7%	21%	10%	3%	55%	58
	York Village	2%	14%	24%	9%	2%	48%	174
	Other Area	5%	10%	19%	8%	1%	57%	146
Voted in Last Town Election	Voted	3%	11%	21%	9%	2%	54%	488
	Didn't vote	3%	16%	16%	5%		60%	94
Likelihood of Voting in Next Town Election	Somewhat/Very Likely	3%	13%	22%	8%	2%	53%	557
	Somewhat/Very Unlikely		10%	7%	3%		80%	30
Importance of Parks & Rec. to Vote	Very important	4%	13%	31%	9%	3%	42%	295
	Important	2%	16%	15%	9%		58%	172
	Unimportant	4%	9%	5%	4%		78%	55
	Very unimportant	7%	19%				74%	27

Section II - YMS_eval: How would you rate the overall quality of the recreation facilities and properties available in York? York Middle School

		<u>Superior</u>	<u>Good</u>	<u>Average</u>	<u>Below Average</u>	<u>Poor</u>	<u>Never Used/ Unable to Judge</u>	<u>N</u>
OVERALL		3%	14%	22%	7%	2%	52%	617
Gender of Respondent	Female	3%	15%	23%	7%	3%	50%	408
	Male	2%	13%	21%	8%	2%	54%	182
Age of Respondent	Under 40 years old	5%	20%	28%	10%	2%	34%	99
	40-49 years old	2%	19%	36%	17%	5%	20%	129
	50-59 years old	1%	20%	34%	7%	3%	35%	86
	60-69 years old	2%	10%	9%	3%	2%	75%	112
	70 years old or older	1%	6%	10%	2%		81%	107
Marital Status	Married	2%	13%	24%	7%	3%	50%	456
	Not Currently Married	2%	16%	16%	7%	1%	59%	134
Children in Household	No Children at Home	2%	10%	12%	2%		74%	324
	Have Child in Household Under 5	4%	14%	34%	8%	2%	38%	102
	Have Child in Household 6-12	5%	23%	37%	17%	4%	15%	155
	Have Child in Household 13-18	2%	17%	39%	18%	10%	15%	115
Have Grandchildren	Have Grandchild	4%	19%	13%	3%		60%	67
	Do Not Have a Grandchild	2%	13%	23%	8%	3%	52%	520
Household Income	Less than \$40,000	6%	14%	10%	6%	1%	62%	69
	\$40,000-\$69,999	1%	8%	14%	1%		76%	86
	\$70,000-\$99,999	2%	10%	30%	9%	4%	45%	124
	\$100,000 or more	2%	19%	29%	10%	2%	37%	241
Employment Status	Employed Full-time	3%	17%	31%	11%	4%	34%	357
	Employed Part-Time	3%	15%	23%	8%	4%	49%	80
	Retired	1%	7%	9%	1%		83%	218
	Not Currently Employed		27%	20%	7%	7%	40%	15
Resident/Taxpayer	Resident/Taxpayer	3%	14%	22%	7%	2%	52%	600
	Non-Resident/Taxpayer	8%	17%	17%			58%	12
Years Residing in York	5 years or less in York	2%	18%	22%	7%	4%	48%	114
	6-10 years in York	4%	10%	26%	12%		47%	91
	11-20 years in York	3%	15%	24%	9%	2%	47%	141
	21-35 years in York	2%	15%	23%	8%	4%	47%	133
	More than 35 years in York	3%	11%	14%	1%	1%	71%	118
Months/Year at York Residence	12 months	3%	14%	23%	8%	2%	49%	533
	Less than 12 months/per year	2%	8%	13%	2%		76%	62
Neighborhood/Area of York	Cape Neddick	4%	17%	21%	7%	2%	50%	114
	York Beach	2%	13%	15%	5%		66%	109
	York Harbor	2%	9%	26%	9%	3%	52%	58
	York Village	2%	17%	26%	7%	3%	45%	175
	Other Area	4%	10%	23%	10%	3%	50%	146
Voted in Last Town Election	Voted	2%	13%	23%	8%	3%	51%	488
	Didn't vote	3%	15%	18%	3%	1%	60%	95
Likelihood of Voting in Next Town Election	Somewhat/Very Likely	3%	14%	23%	8%	2%	50%	559
	Somewhat/Very Unlikely		13%	10%	3%		73%	30
Importance of Parks & Rec. to Vote	Very important	4%	13%	30%	9%	2%	42%	297
	Important	1%	17%	19%	8%	3%	52%	172
	Unimportant	4%	15%	2%	4%		76%	55
	Very unimportant	7%	19%				74%	27

Section II - YHS_eval: How would you rate the overall quality of the recreation facilities and properties available in York? York High School

		<u>Superior</u>	<u>Good</u>	<u>Average</u>	<u>Below Average</u>	<u>Poor</u>	<u>Never Used/ Unable to Judge</u>	<u>N</u>
OVERALL		4%	21%	24%	5%	3%	44%	616
Gender of Respondent	Female	4%	21%	25%	5%	2%	44%	407
	Male	2%	24%	24%	7%	4%	40%	182
Age of Respondent	Under 40 years old	4%	23%	26%	9%		37%	99
	40-49 years old	2%	28%	34%	10%	5%	21%	128
	50-59 years old	5%	27%	34%	6%	5%	24%	86
	60-69 years old	3%	17%	15%	3%	3%	60%	112
	70 years old or older	4%	17%	18%		3%	59%	108
Marital Status	Married	3%	21%	24%	7%	3%	42%	455
	Not Currently Married	4%	23%	22%	2%	1%	46%	134
Children in Household	No Children at Home	4%	16%	18%	3%	2%	57%	325
	Have Child in Household Under 5	5%	21%	25%	4%	1%	44%	102
	Have Child in Household 6-12	4%	27%	35%	8%	4%	21%	154
	Have Child in Household 13-18	3%	30%	40%	10%	6%	11%	115
Have Grandchildren	Have Grandchild	6%	26%	15%	1%	6%	46%	68
	Do Not Have a Grandchild	3%	20%	25%	6%	2%	44%	518
Household Income	Less than \$40,000	9%	17%	22%	3%	4%	45%	69
	\$40,000-\$69,999	6%	15%	11%	2%	1%	64%	87
	\$70,000-\$99,999	2%	23%	30%	7%	2%	37%	123
	\$100,000 or more	3%	25%	30%	7%	3%	31%	240
Employment Status	Employed Full-time	3%	25%	30%	8%	3%	31%	357
	Employed Part-Time	5%	27%	19%	9%	4%	37%	81
	Retired	4%	16%	14%	1%	2%	63%	218
	Not Currently Employed	7%	20%	20%	13%	7%	33%	15
Resident/Taxpayer	Resident/Taxpayer	4%	20%	24%	6%	3%	44%	598
	Non-Resident/Taxpayer	8%	46%	23%			23%	13
Years Residing in York	5 years or less in York	1%	24%	21%	4%	2%	48%	114
	6-10 years in York	4%	15%	26%	9%	1%	45%	93
	11-20 years in York	4%	26%	21%	7%	4%	38%	140
	21-35 years in York	3%	23%	31%	6%	3%	35%	133
	More than 35 years in York	6%	16%	22%		3%	53%	116
Months/Year at York Residence	12 months	4%	22%	25%	6%	2%	41%	530
	Less than 12 months/per year	5%	16%	14%	2%	2%	63%	64
Neighborhood/Area of York	Cape Neddick	5%	23%	22%	6%	4%	39%	112
	York Beach	4%	26%	17%	2%	1%	50%	111
	York Harbor	3%	9%	33%	7%	2%	47%	58
	York Village	3%	20%	26%	7%	3%	40%	174
	Other Area	3%	22%	25%	5%	3%	42%	146
Voted in Last Town Election	Voted	3%	21%	26%	6%	3%	41%	486
	Didn't vote	2%	21%	17%	2%	2%	56%	95
Likelihood of Voting in Next Town Election	Somewhat/Very Likely	4%	22%	25%	6%	3%	41%	558
	Somewhat/Very Unlikely	3%	17%	13%			67%	30
Importance of Parks & Rec. to Vote	Very important	4%	22%	27%	7%	5%	35%	295
	Important	3%	24%	25%	6%	1%	41%	173
	Unimportant	7%	20%	11%	2%		60%	55
	Very unimportant	7%	22%				70%	27

Section II - Senior_eval: How would you rate the overall quality of the recreation facilities and properties available in York? York Senior Center

		<u>Superior</u>	<u>Good</u>	<u>Average</u>	<u>Below Average</u>	<u>Poor</u>	<u>Never Used/ Unable to Judge</u>	<u>N</u>
OVERALL		7%	8%	9%	7%	3%	67%	611
Gender of Respondent	Female	6%	7%	9%	5%	4%	68%	402
	Male	6%	8%	9%	9%	3%	65%	182
Age of Respondent	Under 40 years old		1%	9%	3%	2%	85%	98
	40-49 years old	2%	2%	5%	4%	4%	84%	127
	50-59 years old	1%	5%	6%	5%	1%	82%	84
	60-69 years old	11%	6%	12%	6%	5%	59%	111
	70 years old or older	18%	19%	11%	8%	4%	39%	109
Marital Status	Married	5%	7%	8%	6%	4%	70%	453
	Not Currently Married	10%	12%	11%	7%	3%	58%	132
Children in Household	No Children at Home	11%	12%	11%	8%	4%	54%	323
	Have Child in Household Under 5	1%		8%	2%	2%	87%	99
	Have Child in Household 6-12	1%	3%	6%	6%	4%	80%	152
	Have Child in Household 13-18	2%	2%	3%	8%	5%	80%	111
Have Grandchildren	Have Grandchild	16%	24%	19%	4%	1%	35%	68
	Do Not Have a Grandchild	5%	6%	7%	7%	4%	71%	513
Household Income	Less than \$40,000	19%	22%	12%	9%	3%	36%	69
	\$40,000-\$69,999	8%	9%	13%	7%	2%	60%	86
	\$70,000-\$99,999	4%	4%	8%	8%	2%	73%	123
	\$100,000 or more	1%	3%	6%	5%	3%	81%	237
Employment Status	Employed Full-time	1%	3%	7%	5%	3%	81%	353
	Employed Part-Time	3%	8%	10%	6%	5%	68%	78
	Retired	15%	15%	12%	10%	5%	43%	220
	Not Currently Employed		7%	7%		7%	79%	14
Resident/Taxpayer	Resident/Taxpayer	6%	8%	9%	7%	3%	67%	593
	Non-Resident/Taxpayer	23%	8%		8%	8%	54%	13
Years Residing in York	5 years or less in York	2%	4%	8%	3%	3%	81%	112
	6-10 years in York	4%	5%	8%	4%	4%	74%	92
	11-20 years in York	10%	6%	6%	9%	3%	67%	139
	21-35 years in York	8%	10%	12%	6%	5%	59%	133
	More than 35 years in York	8%	14%	10%	11%	2%	55%	116
Months/Year at York Residence	12 months	6%	7%	8%	7%	3%	69%	525
	Less than 12 months/per year	11%	9%	19%	5%	5%	52%	64
Neighborhood/Area of York	Cape Neddick	2%	2%	9%	7%	4%	77%	112
	York Beach	9%	14%	18%	8%	3%	48%	108
	York Harbor		5%	12%	3%	3%	76%	58
	York Village	6%	9%	6%	7%	4%	69%	175
	Other Area	10%	7%	3%	6%	3%	71%	143
Voted in Last Town Election	Voted	6%	8%	7%	7%	4%	67%	483
	Didn't vote	6%	1%	16%	5%	2%	69%	93
Likelihood of Voting in Next Town Election	Somewhat/Very Likely	6%	8%	8%	7%	4%	68%	554
	Somewhat/Very Unlikely	14%		21%	7%	3%	55%	29
Importance of Parks & Rec. to Vote	Very important	6%	4%	9%	7%	3%	71%	291
	Important	6%	10%	8%	8%	6%	62%	172
	Unimportant	7%	16%	11%	7%		58%	55
	Very unimportant	22%	4%	4%			70%	27

Section II - LivingWellCenter_eval: How would you rate the overall quality of the recreation facilities and properties available in York? Living Well Center

		<u>Superior</u>	<u>Good</u>	<u>Average</u>	<u>Below Average</u>	<u>Poor</u>	<u>Never Used/Unable to Judge</u>	<u>N</u>
OVERALL		6%	13%	7%	2%	0%	73%	609
Gender of Respondent	Female	6%	13%	8%	2%	0%	71%	403
	Male	4%	11%	6%	1%		78%	179
Age of Respondent	Under 40 years old	1%	6%	11%	1%		81%	98
	40-49 years old	1%	6%	5%	2%	1%	85%	125
	50-59 years old	5%	14%	8%	1%		71%	84
	60-69 years old	5%	14%	7%	2%		72%	110
	70 years old or older	15%	22%	5%	1%		57%	108
Marital Status	Married	5%	10%	7%	2%	0%	76%	451
	Not Currently Married	5%	21%	8%	2%		64%	132
Children in Household	No Children at Home	7%	19%	6%	1%		66%	324
	Have Child in Household Under 5	3%	3%	9%	3%		82%	98
	Have Child in Household 6-12	3%	4%	7%	3%	1%	83%	151
	Have Child in Household 13-18	3%	7%	5%	5%		80%	110
Have Grandchildren	Have Grandchild	13%	22%	7%			57%	68
	Do Not Have a Grandchild	4%	12%	7%	2%	0%	75%	511
Household Income	Less than \$40,000	10%	25%	10%	3%	1%	51%	69
	\$40,000-\$69,999	11%	11%	7%	4%		68%	85
	\$70,000-\$99,999	2%	11%	7%			80%	121
	\$100,000 or more	4%	12%	6%	2%		76%	237
Employment Status	Employed Full-time	3%	11%	8%	2%	0%	76%	351
	Employed Part-Time	4%	14%	9%	1%		72%	79
	Retired	11%	16%	5%	1%		68%	219
	Not Currently Employed		7%	14%			79%	14
Resident/Taxpayer	Resident/Taxpayer	6%	12%	7%	2%	0%	73%	591
	Non-Resident/Taxpayer	8%	31%				62%	13
Years Residing in York	5 years or less in York	2%	6%	11%	2%		80%	113
	6-10 years in York	3%	11%	4%	1%		80%	92
	11-20 years in York	6%	10%	7%	2%		75%	139
	21-35 years in York	10%	14%	5%	2%		69%	131
	More than 35 years in York	6%	23%	10%	2%	1%	59%	115
Months/Year at York Residence	12 months	5%	12%	8%	2%	0%	73%	524
	Less than 12 months/per year	11%	14%	2%	2%		71%	63
Neighborhood/Area of York	Cape Neddick	4%	7%	5%	4%		80%	111
	York Beach	8%	17%	6%	1%		67%	109
	York Harbor	5%	19%	16%			60%	58
	York Village	5%	12%	9%	1%		73%	175
	Other Area	6%	10%	3%	3%	1%	77%	141
Voted in Last Town Election	Voted	6%	13%	7%	2%	0%	73%	482
	Didn't vote	3%	11%	6%	3%		76%	93
Likelihood of Voting in Next Town Election	Somewhat/Very Likely	5%	13%	7%	1%	0%	73%	552
	Somewhat/Very Unlikely	10%	10%		10%		69%	29
Importance of Parks & Rec. to Vote	Very important	5%	10%	9%	2%	0%	73%	292
	Important	6%	17%	5%	1%		72%	172
	Unimportant	7%	15%	4%	4%		71%	55
	Very unimportant	12%	8%	4%			77%	26

Section II - HotelPools_eval: How would you rate the overall quality of the recreation facilities and properties available in York? Pools at York Hotels

		<u>Superior</u>	<u>Good</u>	<u>Average</u>	<u>Below Average</u>	<u>Poor</u>	<u>Never Used/Unable to Judge</u>	<u>N</u>
OVERALL		2%	13%	23%	8%	3%	50%	613
Gender of Respondent	Female	2%	12%	26%	9%	3%	46%	406
	Male	1%	16%	16%	7%	3%	57%	181
Age of Respondent	Under 40 years old	2%	12%	47%	9%	5%	24%	99
	40-49 years old	1%	18%	32%	19%	5%	26%	128
	50-59 years old	1%	16%	20%	12%	2%	48%	85
	60-69 years old	3%	11%	12%	4%	5%	67%	111
	70 years old or older	2%	11%	9%	4%		74%	107
Marital Status	Married	1%	14%	24%	9%	3%	48%	456
	Not Currently Married	2%	11%	20%	7%	4%	55%	132
Children in Household	No Children at Home	2%	13%	10%	4%	2%	69%	324
	Have Child in Household Under 5	3%	17%	47%	9%	3%	22%	101
	Have Child in Household 6-12	3%	12%	43%	17%	5%	20%	154
	Have Child in Household 13-18	2%	18%	29%	13%	8%	31%	112
Have Grandchildren	Have Grandchild	4%	21%	16%	1%	1%	56%	68
	Do Not Have a Grandchild	1%	13%	23%	10%	4%	49%	516
Household Income	Less than \$40,000	3%	18%	19%	3%	3%	54%	68
	\$40,000-\$69,999		9%	22%	8%	2%	59%	87
	\$70,000-\$99,999	1%	15%	26%	8%	4%	46%	123
	\$100,000 or more	2%	15%	27%	13%	3%	40%	239
Employment Status	Employed Full-time	2%	15%	32%	12%	4%	34%	355
	Employed Part-Time	1%	11%	28%	13%	3%	45%	80
	Retired	1%	9%	11%	2%	2%	75%	218
	Not Currently Employed		27%	27%	7%		40%	15
Resident/Taxpayer	Resident/Taxpayer	2%	13%	23%	9%	3%	50%	595
	Non-Resident/Taxpayer	8%	23%	23%			46%	13
Years Residing in York	5 years or less in York	2%	11%	28%	10%	3%	46%	114
	6-10 years in York	3%	11%	31%	12%	2%	41%	93
	11-20 years in York	1%	14%	20%	11%	7%	47%	137
	21-35 years in York	2%	15%	19%	8%	2%	53%	132
	More than 35 years in York	2%	15%	18%	3%	2%	61%	117
Months/Year at York Residence	12 months	2%	14%	24%	9%	3%	47%	528
	Less than 12 months/per year		5%	16%	2%	2%	76%	63
Neighborhood/Area of York	Cape Neddick		13%	23%	13%	5%	47%	111
	York Beach	3%	12%	18%	10%	3%	54%	109
	York Harbor		14%	36%		5%	45%	58
	York Village	3%	15%	21%	8%	3%	50%	176
	Other Area	3%	13%	23%	8%	2%	50%	144
Voted in Last Town Election	Voted	2%	14%	23%	8%	4%	48%	485
	Didn't vote	1%	10%	18%	8%	1%	62%	93
Likelihood of Voting in Next Town Election	Somewhat/Very Likely	2%	13%	23%	9%	3%	48%	556
	Somewhat/Very Unlikely		10%	7%		3%	79%	29
Importance of Parks & Rec. to Vote	Very important	3%	11%	28%	13%	5%	40%	295
	Important	1%	13%	24%	6%	2%	53%	172
	Unimportant	2%	25%	4%		4%	65%	55
	Very unimportant	4%	16%	12%	4%		64%	25

Section II - SeacoastUnited_eval: How would you rate the overall quality of the recreation facilities and properties available in York? Seacoast United

		<u>Superior</u>	<u>Good</u>	<u>Average</u>	<u>Below Average</u>	<u>Poor</u>	<u>Never Used/Unable to Judge</u>	<u>N</u>
OVERALL		2%	12%	13%	2%	1%	71%	611
Gender of Respondent	Female	2%	12%	14%	2%	0%	70%	402
	Male	2%	13%	11%	3%	1%	70%	182
Age of Respondent	Under 40 years old	2%	16%	19%	2%	1%	59%	98
	40-49 years old	4%	21%	25%	4%	1%	45%	127
	50-59 years old	3%	20%	16%	6%		55%	86
	60-69 years old		6%	6%		1%	88%	109
	70 years old or older		1%	4%			95%	107
Marital Status	Married	2%	12%	15%	3%	1%	68%	453
	Not Currently Married		11%	8%	1%		80%	132
Children in Household	No Children at Home	1%	4%	5%	0%	1%	89%	322
	Have Child in Household Under 5	4%	13%	18%	3%		62%	100
	Have Child in Household 6-12	5%	25%	27%	5%	1%	39%	153
	Have Child in Household 13-18	6%	28%	20%	5%	2%	39%	112
Have Grandchildren	Have Grandchild		7%	9%			84%	67
	Do Not Have a Grandchild	2%	12%	13%	3%	1%	69%	514
Household Income	Less than \$40,000		10%	10%			79%	68
	\$40,000-\$69,999	1%	4%	7%	1%		87%	85
	\$70,000-\$99,999	1%	15%	11%	5%		69%	122
	\$100,000 or more	3%	18%	20%	3%	1%	55%	239
Employment Status	Employed Full-time	3%	18%	19%	3%	1%	56%	355
	Employed Part-Time	1%	13%	18%	4%	1%	63%	79
	Retired		2%	4%		0%	93%	216
	Not Currently Employed		13%	20%			67%	15
Resident/Taxpayer	Resident/Taxpayer	2%	12%	13%	2%	1%	70%	593
	Non-Resident/Taxpayer		8%	8%			85%	13
Years Residing in York	5 years or less in York		16%	17%	4%		64%	113
	6-10 years in York	4%	5%	16%	2%		72%	93
	11-20 years in York	3%	15%	12%	2%	1%	66%	140
	21-35 years in York	4%	13%	12%	1%	2%	69%	131
	More than 35 years in York		7%	8%	1%		84%	115
Months/Year at York Residence	12 months	3%	13%	13%	2%	1%	68%	527
	Less than 12 months/per year		2%	8%	2%		89%	62
Neighborhood/Area of York	Cape Neddick	1%	14%	14%	3%	1%	67%	112
	York Beach	2%	6%	9%	2%	1%	81%	108
	York Harbor	3%	7%	17%	2%		71%	58
	York Village	3%	18%	15%	1%	1%	63%	175
	Other Area	3%	9%	10%	3%	1%	74%	143
Voted in Last Town Election	Voted	2%	13%	13%	2%	1%	69%	483
	Didn't vote		9%	12%	1%		78%	93
Likelihood of Voting in Next Town Election	Somewhat/Very Likely	3%	12%	13%	2%	1%	69%	554
	Somewhat/Very Unlikely		14%	3%			83%	29
Importance of Parks & Rec. to Vote	Very important	3%	14%	19%	3%	1%	60%	292
	Important	1%	13%	12%	1%		73%	171
	Unimportant	4%	5%				91%	55
	Very unimportant	4%	7%	4%			85%	27

Section II - PaddleClub_eval: How would you rate the overall quality of the recreation facilities and properties available in York? Paddle Club

		<u>Superior</u>	<u>Good</u>	<u>Average</u>	<u>Below Average</u>	<u>Never Used/Unable to Judge</u>	<u>N</u>
OVERALL		2%	4%	1%	0%	92%	611
Gender of Respondent	Female	1%	3%	1%	0%	95%	403
	Male	2%	7%	3%	1%	88%	181
Age of Respondent	Under 40 years old	5%	2%	2%	1%	90%	98
	40-49 years old	1%	5%	2%		93%	127
	50-59 years old	2%	7%	1%	1%	88%	84
	60-69 years old	1%	3%	3%		94%	111
	70 years old or older		2%			98%	108
Marital Status	Married	2%	4%	2%	0%	92%	453
	Not Currently Married	1%	3%	1%		95%	132
Children in Household	No Children at Home	1%	4%	1%	0%	93%	324
	Have Child in Household Under 5	4%	4%	1%		91%	98
	Have Child in Household 6-12	2%	3%	3%	1%	91%	152
	Have Child in Household 13-18	3%	5%	2%	1%	89%	110
Have Grandchildren	Have Grandchild		9%	2%		89%	66
	Do Not Have a Grandchild	2%	3%	1%	0%	93%	515
Household Income	Less than \$40,000		6%			94%	68
	\$40,000-\$69,999		3%	2%		94%	86
	\$70,000-\$99,999	4%	2%	2%		91%	121
	\$100,000 or more	2%	6%	1%	1%	90%	239
Employment Status	Employed Full-time	3%	5%	2%	1%	89%	352
	Employed Part-Time	1%	5%	3%		91%	80
	Retired		1%	1%		98%	219
	Not Currently Employed		7%			93%	15
Resident/Taxpayer	Resident/Taxpayer	2%	4%	1%	0%	92%	593
	Non-Resident/Taxpayer			8%		92%	13
Years Residing in York	5 years or less in York	1%	1%	3%		96%	113
	6-10 years in York	4%	2%	1%		93%	94
	11-20 years in York	2%	3%	1%	1%	93%	138
	21-35 years in York	2%	8%		1%	90%	132
	More than 35 years in York	1%	6%	2%		91%	115
Months/Year at York Residence	12 months	2%	5%	1%	0%	92%	526
	Less than 12 months/per year			3%		97%	63
Neighborhood/Area of York	Cape Neddick	2%	4%	2%	1%	92%	112
	York Beach	1%	2%	3%	1%	94%	109
	York Harbor	2%	7%	2%		90%	58
	York Village	2%	5%	1%		92%	174
	Other Area	3%	4%			92%	143
Voted in Last Town Election	Voted	2%	5%	1%	0%	92%	484
	Didn't vote	1%	1%	1%	1%	96%	92
Likelihood of Voting in Next Town Election	Somewhat/Very Likely	2%	4%	1%	0%	92%	555
	Somewhat/Very Unlikely		3%			97%	29
Importance of Parks & Rec. to Vote	Very important	3%	5%	2%	1%	90%	292
	Important	1%	4%	1%		94%	171
	Unimportant	2%	2%	2%		95%	55
	Very unimportant	4%	7%			89%	27

Section II - PrivateFitness_eval: How would you rate the overall quality of the recreation facilities and properties available in York?
Private/Independent Fitness Facility

		<u>Superior</u>	<u>Good</u>	<u>Average</u>	<u>Below Average</u>	<u>Poor</u>	<u>Never Used/ Unable to Judge</u>	<u>N</u>
OVERALL		7%	19%	12%	2%	1%	58%	614
Gender of Respondent	Female	6%	20%	11%	3%	1%	59%	407
	Male	8%	18%	15%	2%	1%	56%	180
Age of Respondent	Under 40 years old	7%	21%	20%	6%	1%	44%	99
	40-49 years old	9%	31%	19%	3%	1%	38%	128
	50-59 years old	9%	27%	13%	2%	2%	46%	85
	60-69 years old	3%	10%	6%	1%	2%	78%	110
	70 years old or older	6%	8%	6%	2%	1%	78%	108
Marital Status	Married	7%	22%	13%	3%	1%	54%	456
	Not Currently Married	4%	11%	11%	1%	2%	71%	133
Children in Household	No Children at Home	4%	14%	9%	2%	1%	71%	325
	Have Child in Household Under 5	13%	21%	22%	3%	1%	41%	101
	Have Child in Household 6-12	11%	27%	17%	5%	1%	39%	153
	Have Child in Household 13-18	12%	30%	13%	1%	2%	42%	113
Have Grandchildren	Have Grandchild	6%	10%	10%			74%	68
	Do Not Have a Grandchild	7%	20%	12%	3%	1%	56%	517
Household Income	Less than \$40,000	1%	13%	12%			74%	69
	\$40,000-\$69,999	2%	8%	12%	1%	1%	76%	86
	\$70,000-\$99,999	7%	20%	15%	3%	1%	54%	123
	\$100,000 or more	9%	27%	14%	4%	2%	44%	240
Employment Status	Employed Full-time	9%	25%	16%	3%	1%	46%	354
	Employed Part-Time	7%	23%	15%	7%		47%	81
	Retired	2%	9%	6%	0%	1%	81%	219
	Not Currently Employed	7%	13%	7%		7%	67%	15
Resident/Taxpayer	Resident/Taxpayer	7%	19%	12%	3%	1%	58%	596
	Non-Resident/Taxpayer		8%	15%			77%	13
Years Residing in York	5 years or less in York	4%	24%	12%	3%		58%	113
	6-10 years in York	12%	15%	22%	2%	2%	47%	94
	11-20 years in York	7%	20%	14%	3%	1%	54%	140
	21-35 years in York	8%	21%	9%	4%	2%	56%	131
	More than 35 years in York	6%	13%	8%	1%	1%	72%	117
Months/Year at York Residence	12 months	8%	20%	12%	3%	1%	56%	529
	Less than 12 months/per year	2%	8%	14%			76%	63
Neighborhood/Area of York	Cape Neddick	5%	25%	14%	1%	3%	54%	110
	York Beach	6%	14%	12%	2%		66%	110
	York Harbor	7%	19%	14%	3%	2%	55%	58
	York Village	9%	18%	11%	3%	1%	59%	176
	Other Area	8%	20%	13%	3%	1%	54%	145
Voted in Last Town Election	Voted	7%	20%	12%	2%	1%	56%	485
	Didn't vote	4%	15%	13%	2%		66%	94
Likelihood of Voting in Next Town Election	Somewhat/Very Likely	8%	20%	13%	2%	1%	56%	557
	Somewhat/Very Unlikely	3%	7%	10%			79%	29
Importance of Parks & Rec. to Vote	Very important	8%	22%	17%	4%	1%	48%	295
	Important	5%	22%	10%	1%		62%	172
	Unimportant	11%	15%	2%		4%	69%	55
	Very unimportant	8%	8%	8%			77%	26

Section II - PrivateClasses_eval: How would you rate the overall quality of the recreation facilities and properties available in York?
Private/Independent Instruction or classes

		<u>Superior</u>	<u>Good</u>	<u>Average</u>	<u>Below Average</u>	<u>Poor</u>	<u>Never Used/ Unable to Judge</u>	<u>N</u>
OVERALL		8%	19%	11%	1%	0%	60%	612
Gender of Respondent	Female	8%	22%	10%	1%	0%	58%	404
	Male	5%	14%	13%	1%		66%	181
Age of Respondent	Under 40 years old	9%	17%	18%	4%		51%	98
	40-49 years old	10%	34%	15%	2%		40%	129
	50-59 years old	10%	29%	12%			50%	84
	60-69 years old	4%	13%	9%	2%	1%	72%	111
	70 years old or older	5%	8%	5%			82%	108
Marital Status	Married	8%	23%	12%	2%	0%	55%	454
	Not Currently Married	3%	9%	11%			77%	132
Children in Household	No Children at Home	4%	13%	10%	1%	0%	72%	322
	Have Child in Household Under 5	16%	22%	14%	1%		48%	101
	Have Child in Household 6-12	12%	31%	17%	4%		36%	153
	Have Child in Household 13-18	12%	31%	8%	1%		48%	114
Have Grandchildren	Have Grandchild	4%	7%	10%			78%	67
	Do Not Have a Grandchild	7%	21%	12%	2%	0%	58%	515
Household Income	Less than \$40,000	3%	14%	9%			74%	69
	\$40,000-\$69,999	5%	10%	12%	1%		72%	86
	\$70,000-\$99,999	6%	22%	16%	2%		55%	121
	\$100,000 or more	10%	27%	12%	2%	0%	49%	239
Employment Status	Employed Full-time	10%	26%	14%	1%		49%	353
	Employed Part-Time	6%	22%	16%			56%	81
	Retired	2%	9%	8%	1%	0%	79%	218
	Not Currently Employed	13%	20%	7%			60%	15
Resident/Taxpayer	Resident/Taxpayer	8%	20%	11%	1%	0%	60%	594
	Non-Resident/Taxpayer		15%	15%			69%	13
Years Residing in York	5 years or less in York	5%	22%	11%	2%		60%	114
	6-10 years in York	13%	18%	22%	1%		46%	92
	11-20 years in York	9%	23%	9%	2%		56%	140
	21-35 years in York	5%	19%	8%	2%	1%	65%	132
	More than 35 years in York	6%	14%	9%			71%	114
Months/Year at York Residence	12 months	8%	21%	12%	2%	0%	58%	527
	Less than 12 months/per year	5%	10%	10%			76%	63
Neighborhood/Area of York	Cape Neddick	8%	22%	14%	2%	1%	54%	110
	York Beach	5%	16%	11%	1%		66%	110
	York Harbor	9%	22%	16%			53%	58
	York Village	8%	17%	11%	1%		62%	174
	Other Area	8%	21%	9%	2%		60%	145
Voted in Last Town Election	Voted	8%	21%	11%	2%	0%	58%	486
	Didn't vote	5%	15%	11%			68%	92
Likelihood of Voting in Next Town Election	Somewhat/Very Likely	8%	20%	12%	1%	0%	59%	555
	Somewhat/Very Unlikely	3%	7%	7%			83%	29
Importance of Parks & Rec. to Vote	Very important	10%	22%	15%	2%		50%	293
	Important	6%	23%	9%	1%		61%	171
	Unimportant	7%	9%	4%		2%	78%	55
	Very unimportant	4%	11%	4%			81%	27

Section III - lack_time_leisure: If you do not use the recreation facilities or properties available in York, or if you use them less than you would like to, indicate why by rating the following - Lack of time because of other leisure activities

		<u>Strongly Agree</u>	<u>Agree</u>	<u>Neither Agree nor Disagree</u>	<u>Disagree</u>	<u>Strongly Disagree</u>	<u>N</u>
OVERALL		7%	19%	38%	24%	12%	589
Gender of Respondent	Female	5%	20%	39%	24%	12%	387
	Male	9%	19%	35%	26%	10%	179
Age of Respondent	Under 40 years old	5%	22%	40%	25%	8%	97
	40-49 years old	5%	18%	37%	28%	12%	129
	50-59 years old	11%	22%	34%	21%	12%	82
	60-69 years old	13%	20%	31%	22%	15%	111
	70 years old or older	3%	19%	47%	21%	10%	100
Marital Status	Married	6%	19%	38%	26%	12%	445
	Not Currently Married	9%	22%	38%	21%	11%	125
Children in Household	No Children at Home	8%	19%	37%	25%	11%	306
	Have Child in Household Under 5	4%	20%	36%	28%	12%	100
	Have Child in Household 6-12	5%	15%	41%	26%	13%	152
	Have Child in Household 13-18	7%	20%	39%	19%	15%	108
Have Grandchildren	Have Grandchild	8%	14%	48%	20%	9%	64
	Do Not Have a Grandchild	6%	20%	36%	26%	13%	500
Household Income	Less than \$40,000	2%	19%	37%	30%	13%	63
	\$40,000-\$69,999	9%	26%	38%	23%	5%	82
	\$70,000-\$99,999	5%	15%	38%	29%	13%	120
	\$100,000 or more	8%	20%	37%	22%	14%	237
Employment Status	Employed Full-time	7%	22%	39%	22%	10%	346
	Employed Part-Time	4%	13%	34%	38%	13%	80
	Retired	6%	17%	38%	25%	14%	207
	Not Currently Employed		13%	27%	40%	20%	15
Resident/Taxpayer	Resident/Taxpayer	7%	19%	37%	24%	13%	575
	Non-Resident/Taxpayer		25%	58%	17%		12
Years Residing in York	5 years or less in York	1%	14%	38%	34%	13%	112
	6-10 years in York	5%	16%	44%	22%	14%	87
	11-20 years in York	11%	23%	34%	21%	12%	133
	21-35 years in York	7%	23%	36%	21%	13%	128
	More than 35 years in York	8%	19%	39%	25%	10%	113
Months/Year at York Residence	12 months	6%	20%	36%	25%	13%	513
	Less than 12 months/per year	9%	19%	50%	19%	3%	58
Neighborhood/Area of York	Cape Neddick	7%	23%	34%	27%	9%	110
	York Beach	8%	20%	40%	21%	12%	106
	York Harbor	5%	14%	38%	32%	11%	56
	York Village	5%	20%	38%	24%	13%	168
	Other Area	9%	18%	38%	22%	14%	140
Voted in Last Town Election	Voted	7%	18%	38%	24%	13%	468
	Didn't vote	8%	26%	35%	20%	12%	92
Likelihood of Voting in Next Town Election	Somewhat/Very Likely	7%	19%	38%	25%	12%	534
	Somewhat/Very Unlikely	4%	21%	43%	18%	14%	28
Importance of Parks & Rec. to Vote	Very important	6%	17%	37%	26%	15%	287
	Important	5%	19%	46%	23%	7%	162
	Unimportant	11%	33%	20%	22%	13%	54
	Very unimportant	29%	29%	13%	17%	13%	24

Section III - unaware of facilities: If you do not use the recreation facilities or properties available in York, or if you use them less than you would like to, indicate why by rating the following - Not aware of available facilities

		<u>Strongly Agree</u>	<u>Agree</u>	<u>Neither Agree nor Disagree</u>	<u>Disagree</u>	<u>Strongly Disagree</u>	<u>N</u>
OVERALL		9%	25%	24%	26%	15%	593
Gender of Respondent	Female	10%	26%	26%	25%	13%	387
	Male	8%	25%	23%	29%	15%	181
Age of Respondent	Under 40 years old	12%	36%	23%	20%	8%	99
	40-49 years old	8%	31%	22%	29%	10%	128
	50-59 years old	12%	18%	27%	25%	18%	83
	60-69 years old	8%	24%	25%	23%	20%	110
	70 years old or older	8%	20%	27%	30%	15%	102
Marital Status	Married	9%	26%	25%	27%	13%	446
	Not Currently Married	12%	22%	24%	25%	17%	126
Children in Household	No Children at Home	9%	23%	25%	28%	15%	307
	Have Child in Household Under 5	15%	33%	23%	24%	6%	102
	Have Child in Household 6-12	8%	31%	25%	26%	9%	153
	Have Child in Household 13-18	8%	23%	23%	25%	22%	110
Have Grandchildren	Have Grandchild	11%	20%	30%	33%	6%	64
	Do Not Have a Grandchild	9%	26%	23%	26%	15%	503
Household Income	Less than \$40,000	12%	12%	20%	34%	22%	65
	\$40,000-\$69,999	10%	29%	22%	24%	15%	82
	\$70,000-\$99,999	10%	35%	26%	23%	7%	124
	\$100,000 or more	8%	26%	23%	28%	14%	236
Employment Status	Employed Full-time	10%	26%	25%	26%	12%	349
	Employed Part-Time	6%	30%	18%	31%	15%	80
	Retired	8%	24%	26%	26%	16%	206
	Not Currently Employed		33%	27%	13%	27%	15
Resident/Taxpayer	Resident/Taxpayer	9%	25%	24%	26%	15%	578
	Non-Resident/Taxpayer	8%	42%	33%	8%	8%	12
Years Residing in York	5 years or less in York	14%	43%	15%	23%	4%	113
	6-10 years in York	12%	32%	21%	22%	12%	90
	11-20 years in York	8%	17%	25%	30%	21%	133
	21-35 years in York	5%	20%	29%	29%	17%	128
	More than 35 years in York	8%	19%	31%	27%	15%	112
Months/Year at York Residence	12 months	9%	24%	24%	28%	15%	515
	Less than 12 months/per year	12%	32%	29%	17%	10%	59
Neighborhood/Area of York	Cape Neddick	13%	23%	23%	26%	15%	111
	York Beach	14%	26%	22%	19%	19%	108
	York Harbor	14%	25%	25%	23%	13%	56
	York Village	6%	26%	19%	35%	13%	165
	Other Area	6%	27%	30%	25%	13%	142
Voted in Last Town Election	Voted	8%	24%	24%	27%	17%	472
	Didn't vote	11%	33%	26%	21%	9%	91
Likelihood of Voting in Next Town Election	Somewhat/Very Likely	9%	24%	25%	27%	16%	541
	Somewhat/Very Unlikely	15%	26%	26%	26%	7%	27
Importance of Parks & Rec. to Vote	Very important	12%	25%	26%	25%	13%	288
	Important	8%	33%	22%	26%	11%	167
	Unimportant	2%	10%	25%	39%	24%	51
	Very unimportant		12%	23%	23%	42%	26

Section III - lack_transport: If you do not use the recreation facilities or properties available in York, or if you use them less than you would like to, indicate why by rating the following - Lack of transportation

		<u>Strongly Agree</u>	<u>Agree</u>	<u>Neither Agree nor Disagree</u>	<u>Disagree</u>	<u>Strongly Disagree</u>	<u>N</u>
OVERALL		1%	4%	15%	35%	45%	588
Gender of Respondent	Female	2%	4%	15%	34%	46%	385
	Male		5%	15%	38%	43%	178
Age of Respondent	Under 40 years old	1%	3%	11%	41%	43%	99
	40-49 years old		7%	16%	31%	46%	129
	50-59 years old	3%	3%	13%	35%	48%	80
	60-69 years old	1%	4%	18%	28%	50%	109
	70 years old or older	2%	4%	14%	36%	44%	100
Marital Status	Married	0%	4%	15%	35%	46%	442
	Not Currently Married	6%	6%	14%	34%	41%	125
Children in Household	No Children at Home	2%	3%	15%	34%	45%	302
	Have Child in Household Under 5		1%	15%	37%	48%	101
	Have Child in Household 6-12	1%	7%	15%	38%	40%	153
	Have Child in Household 13-18		6%	13%	35%	46%	109
Have Grandchildren	Have Grandchild	2%	3%	19%	36%	41%	64
	Do Not Have a Grandchild	1%	4%	13%	35%	46%	498
Household Income	Less than \$40,000	6%	8%	11%	41%	33%	63
	\$40,000-\$69,999		7%	17%	37%	39%	82
	\$70,000-\$99,999	2%	2%	19%	35%	43%	123
	\$100,000 or more		4%	12%	33%	52%	233
Employment Status	Employed Full-time	1%	5%	16%	36%	43%	347
	Employed Part-Time		9%	10%	33%	49%	80
	Retired	3%	4%	16%	34%	43%	203
	Not Currently Employed	7%		13%	40%	40%	15
Resident/Taxpayer	Resident/Taxpayer	1%	4%	14%	35%	45%	573
	Non-Resident/Taxpayer		8%	42%	17%	33%	12
Years Residing in York	5 years or less in York		5%	12%	37%	46%	113
	6-10 years in York	3%	6%	9%	26%	56%	89
	11-20 years in York	2%	4%	18%	32%	44%	131
	21-35 years in York	1%	2%	13%	43%	41%	128
	More than 35 years in York	1%	5%	21%	33%	41%	110
Months/Year at York Residence	12 months	1%	4%	14%	35%	47%	511
	Less than 12 months/per year	5%	5%	19%	36%	34%	58
Neighborhood/Area of York	Cape Neddick	1%	3%	13%	38%	46%	109
	York Beach	1%	4%	20%	35%	40%	105
	York Harbor	2%	5%	13%	34%	46%	56
	York Village	2%	4%	12%	38%	45%	165
	Other Area	1%	6%	14%	31%	48%	143
Voted in Last Town Election	Voted	0%	4%	15%	35%	47%	468
	Didn't vote	3%	4%	15%	38%	38%	91
Likelihood of Voting in Next Town Election	Somewhat/Very Likely	1%	4%	15%	35%	46%	535
	Somewhat/Very Unlikely	7%	7%	7%	48%	30%	27
Importance of Parks & Rec. to Vote	Very important	1%	4%	15%	36%	44%	286
	Important	2%	6%	15%	32%	45%	165
	Unimportant		2%	8%	45%	45%	49
	Very unimportant		4%	16%	28%	52%	25

Section III - unsafe_facilities: If you do not use the recreation facilities or properties available in York, or if you use them less than you would like to, indicate why by rating the following - Facilities are not safe

		<u>Strongly Agree</u>	<u>Agree</u>	<u>Neither Agree nor Disagree</u>	<u>Disagree</u>	<u>Strongly Disagree</u>	<u>N</u>
OVERALL		0%	1%	34%	32%	32%	584
Gender of Respondent	Female	0%	2%	34%	32%	32%	381
	Male		1%	34%	33%	32%	178
Age of Respondent	Under 40 years old			29%	41%	31%	98
	40-49 years old		2%	34%	32%	31%	128
	50-59 years old	1%	4%	28%	30%	38%	80
	60-69 years old		2%	30%	31%	37%	109
	70 years old or older			40%	30%	30%	100
Marital Status	Married		1%	33%	32%	33%	440
	Not Currently Married	1%	2%	37%	35%	26%	123
Children in Household	No Children at Home	0%	1%	36%	30%	32%	300
	Have Child in Household Under 5		1%	32%	36%	30%	99
	Have Child in Household 6-12		3%	34%	36%	27%	152
	Have Child in Household 13-18		2%	29%	34%	35%	108
Have Grandchildren	Have Grandchild	2%	2%	31%	41%	25%	64
	Do Not Have a Grandchild		1%	34%	32%	32%	494
Household Income	Less than \$40,000		2%	38%	31%	30%	64
	\$40,000-\$69,999		4%	33%	36%	27%	81
	\$70,000-\$99,999	1%	1%	39%	31%	28%	122
	\$100,000 or more		1%	29%	33%	36%	233
Employment Status	Employed Full-time		2%	32%	33%	33%	344
	Employed Part-Time		3%	28%	35%	35%	80
	Retired	0%	0%	39%	31%	29%	202
	Not Currently Employed			20%	60%	20%	15
Resident/Taxpayer	Resident/Taxpayer	0%	1%	35%	31%	32%	569
	Non-Resident/Taxpayer			17%	58%	25%	12
Years Residing in York	5 years or less in York		2%	33%	32%	33%	112
	6-10 years in York			39%	33%	28%	87
	11-20 years in York		3%	34%	27%	36%	132
	21-35 years in York		1%	30%	36%	33%	126
	More than 35 years in York	1%	1%	34%	33%	31%	111
Months/Year at York Residence	12 months	0%	1%	33%	32%	34%	507
	Less than 12 months/per year		3%	47%	33%	17%	58
Neighborhood/Area of York	Cape Neddick			31%	36%	33%	108
	York Beach	1%	3%	36%	35%	25%	105
	York Harbor		2%	36%	35%	27%	55
	York Village		1%	31%	32%	35%	164
	Other Area		1%	35%	27%	37%	141
Voted in Last Town Election	Voted	0%	2%	33%	31%	34%	465
	Didn't vote			38%	37%	24%	91
Likelihood of Voting in Next Town Election	Somewhat/Very Likely	0%	1%	34%	32%	33%	532
	Somewhat/Very Unlikely			30%	44%	26%	27
Importance of Parks & Rec. to Vote	Very important		2%	35%	33%	30%	285
	Important	1%	2%	33%	34%	31%	164
	Unimportant			27%	37%	35%	51
	Very unimportant			24%	24%	52%	25

Section III - alone: If you do not use the recreation facilities or properties available in York, or if you use them less than you would like to, indicate why by rating the following - No one to participate with

		<u>Strongly Agree</u>	<u>Agree</u>	<u>Neither Agree nor Disagree</u>	<u>Disagree</u>	<u>Strongly Disagree</u>	<u>N</u>
OVERALL		1%	14%	27%	31%	27%	588
Gender of Respondent	Female	2%	14%	26%	30%	28%	385
	Male	1%	14%	30%	34%	22%	179
Age of Respondent	Under 40 years old		19%	23%	31%	26%	99
	40-49 years old	2%	12%	29%	30%	27%	128
	50-59 years old	5%	14%	23%	36%	22%	81
	60-69 years old		17%	28%	26%	29%	109
	70 years old or older	1%	12%	25%	31%	30%	99
Marital Status	Married	1%	11%	28%	33%	27%	442
	Not Currently Married	4%	24%	25%	25%	22%	125
Children in Household	No Children at Home	1%	15%	28%	31%	25%	303
	Have Child in Household Under 5	1%	14%	24%	33%	28%	100
	Have Child in Household 6-12	2%	15%	27%	31%	25%	153
	Have Child in Household 13-18	5%	14%	29%	26%	27%	109
Have Grandchildren	Have Grandchild	2%	11%	32%	33%	22%	63
	Do Not Have a Grandchild	1%	15%	26%	31%	27%	500
Household Income	Less than \$40,000	5%	22%	22%	24%	27%	63
	\$40,000-\$69,999		15%	35%	33%	17%	81
	\$70,000-\$99,999	2%	17%	31%	23%	27%	124
	\$100,000 or more	1%	10%	22%	37%	29%	233
Employment Status	Employed Full-time	1%	14%	28%	33%	24%	347
	Employed Part-Time	3%	15%	20%	35%	27%	79
	Retired	1%	13%	29%	31%	25%	204
	Not Currently Employed		13%	20%	40%	27%	15
Resident/Taxpayer	Resident/Taxpayer	1%	14%	27%	31%	27%	574
	Non-Resident/Taxpayer	8%	8%	50%	25%	8%	12
Years Residing in York	5 years or less in York	1%	12%	30%	29%	28%	114
	6-10 years in York		17%	28%	27%	27%	88
	11-20 years in York	2%	13%	27%	33%	26%	129
	21-35 years in York	2%	12%	26%	35%	25%	130
	More than 35 years in York	2%	17%	26%	29%	26%	111
Months/Year at York Residence	12 months	1%	14%	26%	31%	28%	512
	Less than 12 months/per year		12%	40%	33%	14%	57
Neighborhood/Area of York	Cape Neddick	1%	15%	27%	33%	25%	110
	York Beach	2%	16%	28%	31%	23%	106
	York Harbor		11%	33%	35%	22%	55
	York Village	1%	17%	21%	31%	30%	167
	Other Area	2%	9%	29%	30%	29%	141
Voted in Last Town Election	Voted	1%	12%	28%	31%	28%	469
	Didn't vote	2%	16%	27%	34%	20%	91
Likelihood of Voting in Next Town Election	Somewhat/Very Likely	1%	13%	26%	32%	27%	536
	Somewhat/Very Unlikely		22%	33%	26%	19%	27
Importance of Parks & Rec. to Vote	Very important	2%	15%	25%	33%	25%	285
	Important	1%	13%	33%	25%	27%	165
	Unimportant		14%	22%	36%	28%	50
	Very unimportant		8%	23%	23%	46%	26

Section III - lack_time_obligations: If you do not use the recreation facilities or properties available in York, or if you use them less than you would like to, indicate why by rating the following - Lack of time because of work or other obligations

		<u>Strongly Agree</u>	<u>Agree</u>	<u>Neither Agree nor Disagree</u>	<u>Disagree</u>	<u>Strongly Disagree</u>	<u>N</u>
OVERALL		8%	23%	25%	24%	19%	592
Gender of Respondent	Female	8%	25%	25%	24%	17%	389
	Male	8%	22%	26%	25%	19%	179
Age of Respondent	Under 40 years old	8%	37%	19%	22%	13%	99
	40-49 years old	9%	28%	25%	27%	10%	128
	50-59 years old	13%	27%	28%	18%	14%	83
	60-69 years old	11%	23%	28%	15%	23%	111
	70 years old or older	1%	9%	23%	36%	32%	101
Marital Status	Married	7%	24%	26%	25%	18%	445
	Not Currently Married	11%	26%	20%	25%	18%	126
Children in Household	No Children at Home	8%	19%	25%	27%	20%	306
	Have Child in Household Under 5	7%	34%	21%	21%	17%	100
	Have Child in Household 6-12	8%	26%	27%	26%	13%	152
	Have Child in Household 13-18	12%	27%	26%	16%	18%	110
Have Grandchildren	Have Grandchild	6%	17%	30%	25%	22%	64
	Do Not Have a Grandchild	8%	24%	25%	25%	18%	501
Household Income	Less than \$40,000	8%	26%	12%	33%	21%	66
	\$40,000-\$69,999	9%	31%	28%	20%	12%	81
	\$70,000-\$99,999	5%	24%	30%	23%	19%	123
	\$100,000 or more	12%	26%	23%	23%	16%	236
Employment Status	Employed Full-time	12%	31%	25%	21%	11%	350
	Employed Part-Time	5%	24%	24%	36%	11%	80
	Retired	4%	11%	27%	31%	27%	204
	Not Currently Employed	13%	13%	20%	33%	20%	15
Resident/Taxpayer	Resident/Taxpayer	8%	24%	25%	24%	19%	577
	Non-Resident/Taxpayer	17%	8%	17%	50%	8%	12
Years Residing in York	5 years or less in York	9%	22%	24%	26%	19%	114
	6-10 years in York	8%	30%	28%	17%	17%	88
	11-20 years in York	9%	26%	26%	25%	15%	133
	21-35 years in York	9%	20%	22%	29%	20%	129
	More than 35 years in York	6%	23%	29%	23%	19%	111
Months/Year at York Residence	12 months	9%	25%	24%	24%	19%	516
	Less than 12 months/per year	5%	14%	34%	29%	17%	58
Neighborhood/Area of York	Cape Neddick	7%	35%	20%	20%	17%	110
	York Beach	10%	16%	24%	30%	21%	105
	York Harbor	7%	16%	30%	32%	14%	56
	York Village	11%	26%	24%	22%	17%	169
	Other Area	6%	20%	28%	25%	21%	141
Voted in Last Town Election	Voted	8%	23%	26%	24%	19%	472
	Didn't vote	14%	27%	20%	25%	14%	92
Likelihood of Voting in Next Town Election	Somewhat/Very Likely	8%	23%	25%	25%	19%	539
	Somewhat/Very Unlikely	21%	18%	21%	25%	14%	28
Importance of Parks & Rec. to Vote	Very important	6%	26%	25%	25%	18%	287
	Important	10%	25%	28%	22%	15%	165
	Unimportant	15%	19%	21%	23%	23%	53
	Very unimportant	15%	12%	15%	23%	35%	26

Section III - facilities_crowded: If you do not use the recreation facilities or properties available in York, or if you use them less than you would like to, indicate why by rating the following - Facilities are too crowded

		<u>Strongly Agree</u>	<u>Agree</u>	<u>Neither Agree nor Disagree</u>	<u>Disagree</u>	<u>Strongly Disagree</u>	<u>N</u>
OVERALL		3%	10%	49%	24%	14%	586
Gender of Respondent	Female	3%	12%	48%	23%	14%	384
	Male	2%	8%	49%	27%	14%	177
Age of Respondent	Under 40 years old	1%	14%	54%	20%	11%	99
	40-49 years old	4%	13%	41%	28%	14%	126
	50-59 years old	4%	11%	47%	25%	14%	81
	60-69 years old	3%	6%	58%	17%	17%	109
	70 years old or older	3%	9%	43%	32%	13%	100
Marital Status	Married	2%	10%	50%	25%	13%	440
	Not Currently Married	6%	13%	46%	22%	13%	125
Children in Household	No Children at Home	4%	6%	53%	24%	14%	303
	Have Child in Household Under 5	2%	15%	46%	25%	12%	100
	Have Child in Household 6-12	4%	15%	45%	24%	12%	151
	Have Child in Household 13-18	5%	19%	36%	24%	17%	106
Have Grandchildren	Have Grandchild	5%	6%	51%	30%	8%	63
	Do Not Have a Grandchild	3%	10%	48%	24%	14%	497
Household Income	Less than \$40,000	6%	11%	45%	26%	12%	65
	\$40,000-\$69,999	6%	9%	54%	23%	9%	80
	\$70,000-\$99,999	2%	10%	55%	23%	10%	123
	\$100,000 or more	2%	11%	44%	27%	16%	231
Employment Status	Employed Full-time	3%	13%	47%	24%	13%	345
	Employed Part-Time		14%	44%	28%	14%	79
	Retired	3%	7%	51%	25%	13%	203
	Not Currently Employed		7%	47%	40%	7%	15
Resident/Taxpayer	Resident/Taxpayer	3%	10%	49%	24%	14%	571
	Non-Resident/Taxpayer		25%	50%	25%		12
Years Residing in York	5 years or less in York	2%	12%	51%	21%	14%	114
	6-10 years in York		16%	51%	22%	11%	88
	11-20 years in York	4%	8%	48%	24%	16%	130
	21-35 years in York	3%	7%	48%	25%	17%	128
	More than 35 years in York	5%	9%	45%	31%	10%	110
Months/Year at York Residence	12 months	2%	10%	48%	25%	15%	511
	Less than 12 months/per year	9%	7%	55%	20%	9%	56
Neighborhood/Area of York	Cape Neddick	2%	10%	53%	21%	14%	108
	York Beach	8%	12%	45%	24%	12%	104
	York Harbor	2%	9%	57%	23%	9%	56
	York Village	4%	8%	45%	29%	15%	165
	Other Area		12%	50%	22%	16%	142
Voted in Last Town Election	Voted	3%	10%	48%	24%	14%	465
	Didn't vote	1%	8%	54%	24%	13%	91
Likelihood of Voting in Next Town Election	Somewhat/Very Likely	3%	11%	48%	25%	14%	533
	Somewhat/Very Unlikely	4%		59%	26%	11%	27
Importance of Parks & Rec. to Vote	Very important	2%	14%	48%	24%	12%	284
	Important	4%	10%	52%	26%	9%	164
	Unimportant	2%	2%	42%	30%	24%	50
	Very unimportant	4%	4%	38%	15%	38%	26

Section III - lack_money: If you do not use the recreation facilities or properties available in York, or if you use them less than you would like to, indicate why by rating the following - Lack of money/too expensive

		<u>Strongly Agree</u>	<u>Agree</u>	<u>Neither Agree nor Disagree</u>	<u>Disagree</u>	<u>Strongly Disagree</u>	<u>N</u>
OVERALL		6%	16%	36%	26%	16%	590
Gender of Respondent	Female	8%	18%	37%	23%	14%	387
	Male	3%	13%	33%	30%	21%	178
Age of Respondent	Under 40 years old	9%	17%	38%	21%	14%	98
	40-49 years old	3%	18%	32%	33%	15%	130
	50-59 years old	8%	16%	37%	20%	18%	83
	60-69 years old	6%	14%	42%	17%	20%	109
	70 years old or older	5%	18%	29%	33%	16%	101
Marital Status	Married	5%	16%	38%	26%	16%	442
	Not Currently Married	13%	17%	31%	26%	14%	127
Children in Household	No Children at Home	7%	13%	37%	26%	17%	303
	Have Child in Household Under 5	8%	15%	42%	21%	15%	102
	Have Child in Household 6-12	3%	22%	33%	29%	13%	153
	Have Child in Household 13-18	7%	26%	25%	25%	16%	110
Have Grandchildren	Have Grandchild	13%	14%	34%	28%	11%	64
	Do Not Have a Grandchild	5%	16%	37%	26%	16%	499
Household Income	Less than \$40,000	20%	26%	21%	27%	6%	66
	\$40,000-\$69,999	11%	25%	37%	16%	11%	83
	\$70,000-\$99,999	6%	17%	43%	25%	9%	122
	\$100,000 or more	3%	10%	35%	29%	24%	234
Employment Status	Employed Full-time	6%	16%	37%	26%	15%	348
	Employed Part-Time	10%	20%	32%	28%	10%	81
	Retired	7%	15%	37%	26%	15%	203
	Not Currently Employed		27%	33%	27%	13%	15
Resident/Taxpayer	Resident/Taxpayer	6%	16%	36%	26%	16%	575
	Non-Resident/Taxpayer		17%	50%	25%	8%	12
Years Residing in York	5 years or less in York	3%	15%	39%	25%	18%	112
	6-10 years in York	5%	22%	35%	22%	17%	88
	11-20 years in York	5%	19%	34%	27%	15%	132
	21-35 years in York	7%	10%	38%	25%	20%	129
	More than 35 years in York	12%	15%	31%	31%	11%	112
Months/Year at York Residence	12 months	7%	16%	34%	26%	16%	514
	Less than 12 months/per year	5%	14%	42%	23%	16%	57
Neighborhood/Area of York	Cape Neddick	7%	15%	38%	25%	14%	110
	York Beach	6%	19%	34%	25%	17%	106
	York Harbor	7%	20%	36%	29%	9%	56
	York Village	8%	17%	33%	24%	17%	165
	Other Area	3%	12%	38%	28%	19%	143
Voted in Last Town Election	Voted	6%	16%	35%	26%	17%	470
	Didn't vote	6%	12%	42%	27%	13%	90
Likelihood of Voting in Next Town Election	Somewhat/Very Likely	6%	16%	36%	26%	16%	539
	Somewhat/Very Unlikely	8%	15%	38%	31%	8%	26
Importance of Parks & Rec. to Vote	Very important	7%	20%	36%	25%	11%	288
	Important	5%	16%	37%	28%	13%	165
	Unimportant	6%	10%	33%	24%	27%	51
	Very unimportant	4%	4%	15%	27%	50%	26

Section III - needed_facilities_unavailable: If you do not use the recreation facilities or properties available in York, or if you use them less than you would like to, indicate why by rating the following - Facilities needed are not available

		<u>Strongly Agree</u>	<u>Agree</u>	<u>Neither Agree nor Disagree</u>	<u>Disagree</u>	<u>Strongly Disagree</u>	<u>N</u>
OVERALL		32%	21%	24%	12%	12%	590
Gender of Respondent	Female	38%	22%	21%	9%	11%	386
	Male	24%	19%	29%	16%	12%	179
Age of Respondent	Under 40 years old	49%	23%	18%	4%	5%	99
	40-49 years old	52%	25%	9%	5%	9%	128
	50-59 years old	39%	20%	22%	8%	11%	83
	60-69 years old	19%	21%	32%	12%	16%	110
	70 years old or older	16%	16%	31%	24%	14%	102
Marital Status	Married	33%	22%	23%	12%	10%	445
	Not Currently Married	33%	17%	26%	11%	14%	123
Children in Household	No Children at Home	17%	17%	33%	18%	15%	302
	Have Child in Household Under 5	54%	21%	16%	6%	4%	102
	Have Child in Household 6-12	55%	21%	13%	3%	8%	154
	Have Child in Household 13-18	49%	29%	7%	4%	12%	111
Have Grandchildren	Have Grandchild	14%	16%	30%	27%	13%	63
	Do Not Have a Grandchild	36%	21%	22%	10%	11%	500
Household Income	Less than \$40,000	26%	18%	23%	23%	9%	65
	\$40,000-\$69,999	20%	26%	30%	11%	13%	82
	\$70,000-\$99,999	37%	26%	24%	7%	7%	123
	\$100,000 or more	42%	20%	18%	8%	11%	236
Employment Status	Employed Full-time	43%	22%	20%	7%	9%	348
	Employed Part-Time	35%	32%	14%	9%	11%	81
	Retired	18%	13%	34%	21%	14%	203
	Not Currently Employed	40%	13%	27%	13%	7%	15
Resident/Taxpayer	Resident/Taxpayer	33%	21%	24%	11%	11%	575
	Non-Resident/Taxpayer	17%	8%	42%	25%	8%	12
Years Residing in York	5 years or less in York	42%	16%	30%	6%	6%	113
	6-10 years in York	48%	25%	18%	2%	6%	87
	11-20 years in York	33%	21%	18%	13%	15%	136
	21-35 years in York	26%	21%	22%	13%	18%	129
	More than 35 years in York	17%	20%	31%	21%	10%	109
Months/Year at York Residence	12 months	34%	21%	22%	11%	12%	512
	Less than 12 months/per year	18%	19%	39%	16%	9%	57
Neighborhood/Area of York	Cape Neddick	43%	16%	22%	8%	11%	111
	York Beach	22%	18%	34%	15%	11%	106
	York Harbor	30%	29%	25%	9%	7%	56
	York Village	32%	23%	19%	13%	13%	167
	Other Area	35%	20%	22%	11%	12%	139
Voted in Last Town Election	Voted	33%	20%	23%	12%	13%	472
	Didn't vote	26%	24%	34%	8%	8%	90
Likelihood of Voting in Next Town Election	Somewhat/Very Likely	34%	20%	23%	12%	12%	537
	Somewhat/Very Unlikely	11%	26%	37%	19%	7%	27
Importance of Parks & Rec. to Vote	Very important	47%	23%	16%	7%	7%	287
	Important	27%	27%	27%	13%	7%	166
	Unimportant	6%	4%	35%	25%	29%	51
	Very unimportant		4%	27%	19%	50%	26

Section III - lack_parking: If you do not use the recreation facilities or properties available in York, or if you use them less than you would like to, indicate why by rating the following - Lack of parking availability/convenience

		<u>Strongly Agree</u>	<u>Agree</u>	<u>Neither Agree nor Disagree</u>	<u>Disagree</u>	<u>Strongly Disagree</u>	<u>N</u>
OVERALL		5%	9%	43%	25%	18%	590
Gender of Respondent	Female	6%	11%	43%	22%	18%	385
	Male	4%	6%	44%	28%	17%	180
Age of Respondent	Under 40 years old	9%	14%	52%	14%	10%	98
	40-49 years old	4%	15%	37%	26%	18%	129
	50-59 years old	9%	7%	35%	28%	21%	82
	60-69 years old	4%	5%	46%	20%	25%	110
	70 years old or older	3%	7%	41%	31%	19%	101
Marital Status	Married	5%	8%	45%	25%	18%	443
	Not Currently Married	8%	14%	35%	26%	17%	126
Children in Household	No Children at Home	4%	6%	44%	26%	20%	304
	Have Child in Household Under 5	9%	11%	47%	22%	12%	101
	Have Child in Household 6-12	7%	16%	43%	23%	12%	154
	Have Child in Household 13-18	8%	15%	36%	22%	19%	109
Have Grandchildren	Have Grandchild	6%	3%	42%	31%	17%	64
	Do Not Have a Grandchild	5%	10%	43%	24%	18%	500
Household Income	Less than \$40,000	8%	11%	38%	28%	16%	64
	\$40,000-\$69,999	5%	7%	49%	24%	15%	82
	\$70,000-\$99,999	7%	13%	47%	23%	11%	123
	\$100,000 or more	5%	8%	40%	26%	21%	234
Employment Status	Employed Full-time	6%	11%	42%	25%	16%	347
	Employed Part-Time	6%	14%	32%	30%	19%	81
	Retired	4%	5%	47%	23%	20%	205
	Not Currently Employed		7%	47%	27%	20%	15
Resident/Taxpayer	Resident/Taxpayer	5%	10%	42%	25%	18%	575
	Non-Resident/Taxpayer	8%		67%	8%	17%	12
Years Residing in York	5 years or less in York	6%	11%	48%	20%	15%	112
	6-10 years in York	4%	17%	47%	20%	12%	90
	11-20 years in York	5%	8%	40%	26%	21%	134
	21-35 years in York	5%	9%	39%	27%	20%	127
	More than 35 years in York	5%	5%	39%	31%	21%	111
Months/Year at York Residence	12 months	5%	10%	41%	25%	19%	513
	Less than 12 months/per year	9%	7%	53%	21%	10%	58
Neighborhood/Area of York	Cape Neddick	5%	11%	42%	21%	21%	110
	York Beach	7%	11%	46%	21%	15%	107
	York Harbor	7%	18%	46%	20%	9%	56
	York Village	2%	6%	39%	30%	22%	164
	Other Area	6%	7%	44%	25%	18%	142
Voted in Last Town Election	Voted	5%	8%	43%	24%	20%	470
	Didn't vote	4%	13%	46%	25%	11%	91
Likelihood of Voting in Next Town Election	Somewhat/Very Likely	5%	9%	43%	25%	19%	538
	Somewhat/Very Unlikely	4%	15%	37%	30%	15%	27
Importance of Parks & Rec. to Vote	Very important	8%	11%	42%	23%	16%	287
	Important	3%	10%	48%	27%	11%	166
	Unimportant		2%	39%	31%	27%	51
	Very unimportant		4%	28%	16%	52%	25

Section III - lack_childcare: If you do not use the recreation facilities or properties available in York, or if you use them less than you would like to, indicate why by rating the following - Lack of childcare

		<u>Strongly Agree</u>	<u>Agree</u>	<u>Neither Agree nor Disagree</u>	<u>Disagree</u>	<u>Strongly Disagree</u>	<u>N</u>
OVERALL		6%	10%	42%	20%	23%	588
Gender of Respondent	Female	8%	12%	41%	18%	21%	385
	Male	2%	7%	45%	22%	24%	178
Age of Respondent	Under 40 years old	17%	25%	30%	15%	12%	99
	40-49 years old	8%	22%	35%	22%	12%	130
	50-59 years old	2%	2%	46%	21%	28%	81
	60-69 years old	1%		50%	16%	34%	109
	70 years old or older	1%		46%	23%	31%	101
Marital Status	Married	7%	12%	40%	19%	21%	443
	Not Currently Married	2%	4%	48%	22%	25%	124
Children in Household	No Children at Home	1%	1%	50%	19%	30%	301
	Have Child in Household Under 5	22%	32%	24%	18%	5%	102
	Have Child in Household 6-12	10%	27%	32%	21%	10%	154
	Have Child in Household 13-18	4%	12%	39%	24%	21%	109
Have Grandchildren	Have Grandchild	3%		49%	29%	19%	63
	Do Not Have a Grandchild	6%	11%	41%	19%	23%	499
Household Income	Less than \$40,000	3%	2%	48%	23%	23%	64
	\$40,000-\$69,999	7%	4%	51%	18%	20%	83
	\$70,000-\$99,999	6%	15%	44%	20%	15%	123
	\$100,000 or more	8%	14%	34%	21%	23%	233
Employment Status	Employed Full-time	9%	15%	39%	21%	16%	348
	Employed Part-Time	6%	9%	38%	25%	22%	81
	Retired	2%		49%	18%	31%	203
	Not Currently Employed	13%	7%	40%	13%	27%	15
Resident/Taxpayer	Resident/Taxpayer	5%	10%	42%	20%	23%	573
	Non-Resident/Taxpayer	17%	17%	42%	8%	17%	12
Years Residing in York	5 years or less in York	9%	20%	29%	20%	21%	113
	6-10 years in York	10%	14%	48%	13%	15%	87
	11-20 years in York	4%	9%	45%	20%	23%	133
	21-35 years in York	3%	4%	43%	23%	27%	127
	More than 35 years in York	5%	3%	45%	22%	26%	111
Months/Year at York Residence	12 months	6%	11%	42%	21%	21%	512
	Less than 12 months/per year	5%	4%	42%	16%	33%	57
Neighborhood/Area of York	Cape Neddick	6%	14%	42%	14%	25%	110
	York Beach	4%	6%	51%	17%	23%	106
	York Harbor	7%	9%	36%	25%	23%	56
	York Village	6%	8%	42%	26%	19%	163
	Other Area	6%	12%	38%	18%	25%	142
Voted in Last Town Election	Voted	5%	10%	42%	20%	23%	470
	Didn't vote	7%	9%	42%	21%	21%	90
Likelihood of Voting in Next Town Election	Somewhat/Very Likely	5%	10%	42%	20%	22%	537
	Somewhat/Very Unlikely	8%		31%	19%	42%	26
Importance of Parks & Rec. to Vote	Very important	9%	13%	42%	20%	16%	287
	Important	4%	11%	41%	22%	21%	165
	Unimportant			49%	16%	35%	51
	Very unimportant			28%	24%	48%	25

Section III - accessibility_issues: If you do not use the recreation facilities or properties available in York, or if you use them less than you would like to, indicate why by rating the following - Disability/accessibility issues

		Strongly Agree	Agree	Neither Agree nor Disagree	Disagree	Strongly Disagree	N
OVERALL		1%	4%	47%	24%	25%	587
Gender of Respondent	Female	2%	5%	48%	23%	23%	383
	Male		2%	45%	26%	27%	179
Age of Respondent	Under 40 years old		3%	51%	28%	18%	99
	40-49 years old	1%	5%	44%	29%	22%	128
	50-59 years old	4%	4%	43%	21%	28%	81
	60-69 years old		4%	53%	13%	31%	108
	70 years old or older	2%	5%	40%	24%	30%	101
Marital Status	Married	1%	3%	46%	26%	24%	441
	Not Currently Married	3%	8%	46%	19%	23%	125
Children in Household	No Children at Home	1%	4%	47%	20%	27%	302
	Have Child in Household Under 5	1%	2%	50%	33%	15%	101
	Have Child in Household 6-12	1%	5%	43%	34%	18%	152
	Have Child in Household 13-18	3%	6%	39%	28%	25%	108
Have Grandchildren	Have Grandchild	2%	3%	52%	25%	19%	64
	Do Not Have a Grandchild	1%	4%	46%	24%	25%	497
Household Income	Less than \$40,000	5%	5%	48%	23%	19%	64
	\$40,000-\$69,999	2%	5%	52%	18%	22%	82
	\$70,000-\$99,999	1%	4%	53%	23%	19%	122
	\$100,000 or more	0%	3%	39%	30%	28%	233
Employment Status	Employed Full-time	1%	3%	48%	27%	21%	345
	Employed Part-Time		6%	33%	34%	28%	80
	Retired	1%	5%	45%	21%	27%	203
	Not Currently Employed			53%	27%	20%	15
Resident/Taxpayer	Resident/Taxpayer	1%	4%	47%	24%	24%	573
	Non-Resident/Taxpayer			55%	27%	18%	11
Years Residing in York	5 years or less in York	1%	4%	45%	25%	25%	112
	6-10 years in York		6%	59%	17%	18%	88
	11-20 years in York	1%	2%	42%	30%	25%	134
	21-35 years in York	2%	4%	43%	24%	27%	126
	More than 35 years in York	2%	4%	47%	23%	25%	111
Months/Year at York Residence	12 months	1%	3%	47%	24%	24%	511
	Less than 12 months/per year	5%	7%	37%	23%	28%	57
Neighborhood/Area of York	Cape Neddick		4%	46%	26%	24%	110
	York Beach	3%	5%	48%	20%	25%	106
	York Harbor	4%	2%	47%	28%	19%	57
	York Village	1%	3%	42%	28%	26%	164
	Other Area		4%	49%	20%	26%	140
Voted in Last Town Election	Voted	1%	4%	47%	24%	25%	468
	Didn't vote	2%	2%	44%	28%	23%	90
Likelihood of Voting in Next Town Election	Somewhat/Very Likely	1%	4%	47%	24%	24%	536
	Somewhat/Very Unlikely	4%	8%	35%	31%	23%	26
Importance of Parks & Rec. to Vote	Very important	1%	5%	49%	25%	20%	288
	Important	2%	3%	44%	28%	23%	164
	Unimportant			51%	14%	35%	51
	Very unimportant			24%	24%	52%	25

Section III - social_environment: If you do not use the recreation facilities or properties available in York, or if you use them less than you would like to, indicate why by rating the following - Inappropriate social environment

		<u>Strongly Agree</u>	<u>Agree</u>	<u>Neither Agree nor Disagree</u>	<u>Disagree</u>	<u>Strongly Disagree</u>	<u>N</u>
OVERALL		1%	4%	46%	30%	20%	584
Gender of Respondent	Female	1%	5%	46%	28%	19%	383
	Male		2%	44%	34%	20%	177
Age of Respondent	Under 40 years old	1%	2%	48%	34%	14%	99
	40-49 years old		7%	40%	32%	21%	126
	50-59 years old	2%	7%	43%	27%	20%	81
	60-69 years old		1%	50%	25%	24%	108
	70 years old or older		4%	43%	30%	24%	101
Marital Status	Married	0%	3%	45%	31%	20%	439
	Not Currently Married	1%	8%	45%	27%	19%	124
Children in Household	No Children at Home	1%	4%	47%	27%	22%	301
	Have Child in Household Under 5	1%	3%	52%	31%	13%	101
	Have Child in Household 6-12	1%	5%	44%	34%	16%	151
	Have Child in Household 13-18	1%	9%	35%	37%	18%	106
Have Grandchildren	Have Grandchild	2%	2%	47%	31%	19%	64
	Do Not Have a Grandchild	1%	5%	45%	29%	20%	495
Household Income	Less than \$40,000		9%	44%	28%	19%	64
	\$40,000-\$69,999		4%	52%	26%	18%	82
	\$70,000-\$99,999	2%	2%	55%	26%	14%	121
	\$100,000 or more	0%	3%	38%	35%	23%	232
Employment Status	Employed Full-time	1%	4%	46%	32%	17%	344
	Employed Part-Time		8%	37%	39%	16%	79
	Retired	0%	3%	49%	27%	21%	203
	Not Currently Employed			33%	47%	20%	15
Resident/Taxpayer	Resident/Taxpayer	1%	4%	46%	29%	20%	569
	Non-Resident/Taxpayer			42%	50%	8%	12
Years Residing in York	5 years or less in York	1%	4%	50%	24%	20%	113
	6-10 years in York		3%	51%	30%	16%	88
	11-20 years in York		7%	38%	33%	22%	132
	21-35 years in York	2%	3%	44%	31%	20%	127
	More than 35 years in York	1%	3%	47%	29%	20%	109
Months/Year at York Residence	12 months	1%	4%	44%	31%	20%	507
	Less than 12 months/per year		5%	57%	21%	17%	58
Neighborhood/Area of York	Cape Neddick		7%	44%	31%	19%	108
	York Beach	3%	6%	48%	26%	17%	106
	York Harbor		4%	45%	36%	16%	56
	York Village	1%	2%	42%	34%	22%	164
	Other Area		4%	50%	25%	21%	139
Voted in Last Town Election	Voted	1%	5%	44%	30%	21%	464
	Didn't vote	1%	2%	56%	30%	11%	91
Likelihood of Voting in Next Town Election	Somewhat/Very Likely	1%	4%	45%	30%	20%	531
	Somewhat/Very Unlikely		4%	59%	26%	11%	27
Importance of Parks & Rec. to Vote	Very important	1%	6%	46%	30%	18%	285
	Important	1%	4%	45%	35%	15%	163
	Unimportant			43%	27%	29%	51
	Very unimportant			32%	24%	44%	25

Section III - notinterested_availableopportunities: If you do not use the recreation facilities or properties available in York, or if you use them less than you would like to, indicate why by rating the following - notinterested_availableopportunities

		<u>Strongly Agree</u>	<u>Agree</u>	<u>Neither Agree nor Disagree</u>	<u>Disagree</u>	<u>Strongly Disagree</u>	<u>N</u>
OVERALL		8%	22%	28%	26%	16%	593
Gender of Respondent	Female	7%	22%	29%	24%	17%	389
	Male	9%	23%	27%	27%	13%	179
Age of Respondent	Under 40 years old	7%	25%	28%	23%	16%	99
	40-49 years old	8%	18%	28%	29%	17%	128
	50-59 years old	10%	22%	28%	25%	16%	83
	60-69 years old	12%	25%	29%	19%	15%	107
	70 years old or older	6%	19%	33%	28%	14%	102
Marital Status	Married	8%	21%	28%	26%	17%	447
	Not Currently Married	8%	25%	33%	25%	10%	125
Children in Household	No Children at Home	9%	23%	30%	25%	14%	305
	Have Child in Household Under 5	5%	16%	29%	32%	19%	101
	Have Child in Household 6-12	3%	18%	30%	29%	19%	152
	Have Child in Household 13-18	9%	28%	25%	26%	12%	110
Have Grandchildren	Have Grandchild	8%	23%	31%	29%	9%	65
	Do Not Have a Grandchild	8%	23%	27%	25%	17%	502
Household Income	Less than \$40,000	3%	23%	29%	34%	11%	65
	\$40,000-\$69,999	11%	24%	23%	24%	17%	82
	\$70,000-\$99,999	7%	26%	34%	21%	11%	122
	\$100,000 or more	9%	18%	27%	29%	18%	237
Employment Status	Employed Full-time	8%	20%	29%	26%	17%	347
	Employed Part-Time	13%	21%	26%	26%	14%	80
	Retired	7%	23%	29%	28%	13%	207
	Not Currently Employed	7%	27%	40%	20%	7%	15
Resident/Taxpayer	Resident/Taxpayer	8%	22%	28%	25%	16%	577
	Non-Resident/Taxpayer		31%	38%	31%		13
Years Residing in York	5 years or less in York	6%	15%	27%	29%	22%	113
	6-10 years in York	7%	26%	27%	19%	20%	88
	11-20 years in York	9%	19%	29%	29%	14%	133
	21-35 years in York	7%	32%	28%	18%	15%	130
	More than 35 years in York	12%	19%	29%	31%	10%	113
Months/Year at York Residence	12 months	9%	23%	26%	26%	16%	513
	Less than 12 months/per year	3%	18%	40%	22%	17%	60
Neighborhood/Area of York	Cape Neddick	10%	23%	25%	24%	17%	111
	York Beach	4%	19%	31%	27%	19%	105
	York Harbor	9%	32%	28%	12%	19%	57
	York Village	10%	23%	28%	26%	14%	167
	Other Area	7%	21%	27%	31%	13%	142
Voted in Last Town Election	Voted	9%	23%	26%	26%	16%	472
	Didn't vote	4%	21%	35%	24%	16%	92
Likelihood of Voting in Next Town Election	Somewhat/Very Likely	8%	22%	28%	26%	16%	538
	Somewhat/Very Unlikely	4%	21%	25%	36%	14%	28
Importance of Parks & Rec. to Vote	Very important	7%	21%	25%	26%	20%	287
	Important	4%	21%	32%	32%	12%	165
	Unimportant	17%	28%	28%	20%	7%	54
	Very unimportant	12%	24%	32%	12%	20%	25

Section III - facilities_inadequate: If you do not use the recreation facilities or properties available in York, or if you use them less than you would like to, indicate why by rating the following - Facilities are not adequate to meet my/my family's needs

		<u>Strongly Agree</u>	<u>Agree</u>	<u>Neither Agree nor Disagree</u>	<u>Disagree</u>	<u>Strongly Disagree</u>	<u>N</u>
OVERALL		18%	22%	34%	16%	11%	587
Gender of Respondent	Female	21%	24%	32%	13%	9%	387
	Male	13%	20%	35%	19%	13%	176
Age of Respondent	Under 40 years old	22%	28%	35%	9%	5%	99
	40-49 years old	34%	28%	23%	9%	7%	128
	50-59 years old	20%	27%	30%	13%	10%	83
	60-69 years old	12%	19%	35%	17%	18%	108
	70 years old or older	6%	16%	42%	24%	12%	100
Marital Status	Married	20%	23%	31%	15%	11%	440
	Not Currently Married	13%	22%	39%	18%	9%	125
Children in Household	No Children at Home	9%	18%	38%	21%	14%	301
	Have Child in Household Under 5	29%	26%	31%	10%	5%	101
	Have Child in Household 6-12	32%	26%	28%	9%	5%	152
	Have Child in Household 13-18	26%	31%	25%	8%	10%	110
Have Grandchildren	Have Grandchild	6%	13%	37%	30%	14%	63
	Do Not Have a Grandchild	20%	23%	33%	14%	10%	499
Household Income	Less than \$40,000	12%	21%	33%	24%	9%	66
	\$40,000-\$69,999	6%	22%	41%	17%	13%	82
	\$70,000-\$99,999	20%	25%	37%	13%	6%	122
	\$100,000 or more	26%	24%	27%	12%	11%	233
Employment Status	Employed Full-time	24%	25%	30%	11%	10%	347
	Employed Part-Time	24%	31%	23%	19%	4%	80
	Retired	7%	16%	41%	23%	12%	202
	Not Currently Employed	20%	27%	27%	20%	7%	15
Resident/Taxpayer	Resident/Taxpayer	18%	22%	34%	15%	10%	572
	Non-Resident/Taxpayer		8%	42%	42%	8%	12
Years Residing in York	5 years or less in York	24%	21%	35%	13%	7%	113
	6-10 years in York	28%	25%	34%	8%	6%	89
	11-20 years in York	20%	23%	30%	14%	14%	132
	21-35 years in York	13%	24%	33%	13%	16%	126
	More than 35 years in York	8%	16%	38%	28%	10%	111
Months/Year at York Residence	12 months	19%	23%	32%	15%	11%	510
	Less than 12 months/per year	10%	14%	48%	19%	9%	58
Neighborhood/Area of York	Cape Neddick	16%	29%	34%	12%	9%	111
	York Beach	8%	23%	42%	14%	13%	105
	York Harbor	21%	27%	30%	16%	5%	56
	York Village	22%	16%	31%	19%	12%	165
	Other Area	22%	22%	31%	14%	10%	140
Voted in Last Town Election	Voted	19%	22%	31%	15%	12%	467
	Didn't vote	14%	19%	43%	18%	7%	91
Likelihood of Voting in Next Town Election	Somewhat/Very Likely	19%	23%	32%	15%	11%	534
	Somewhat/Very Unlikely	7%	19%	56%	15%	4%	27
Importance of Parks & Rec. to Vote	Very important	26%	28%	27%	12%	7%	288
	Important	13%	23%	37%	20%	7%	163
	Unimportant	6%	6%	37%	25%	27%	52
	Very unimportant	4%		38%	17%	42%	24

Section III - better_rec_elsewhere: If you do not use the recreation facilities or properties available in York, or if you use them less than you would like to, indicate why by rating the following - Better recreation opportunities available elsewhere

		Strongly Agree	Agree	Neither Agree nor Disagree	Disagree	Strongly Disagree	N
OVERALL		24%	25%	31%	10%	10%	591
Gender of Respondent	Female	26%	27%	28%	9%	10%	388
	Male	24%	22%	35%	11%	8%	178
Age of Respondent	Under 40 years old	35%	35%	22%	5%	2%	99
	40-49 years old	42%	29%	17%	4%	8%	129
	50-59 years old	27%	28%	26%	10%	10%	82
	60-69 years old	18%	19%	42%	11%	11%	108
	70 years old or older	10%	18%	40%	17%	16%	102
Marital Status	Married	26%	28%	28%	9%	10%	445
	Not Currently Married	22%	18%	38%	14%	8%	125
Children in Household	No Children at Home	14%	20%	39%	14%	13%	305
	Have Child in Household Under 5	38%	35%	19%	5%	3%	103
	Have Child in Household 6-12	40%	30%	19%	5%	5%	154
	Have Child in Household 13-18	37%	34%	17%	4%	8%	109
Have Grandchildren	Have Grandchild	12%	12%	42%	22%	12%	65
	Do Not Have a Grandchild	27%	27%	29%	8%	9%	501
Household Income	Less than \$40,000	13%	16%	36%	17%	19%	64
	\$40,000-\$69,999	12%	28%	37%	10%	13%	82
	\$70,000-\$99,999	30%	28%	33%	6%	4%	122
	\$100,000 or more	32%	27%	25%	8%	8%	235
Employment Status	Employed Full-time	31%	29%	26%	6%	7%	347
	Employed Part-Time	34%	28%	23%	13%	4%	80
	Retired	12%	17%	42%	16%	13%	206
	Not Currently Employed	33%	13%	33%	13%	7%	15
Resident/Taxpayer	Resident/Taxpayer	25%	26%	31%	9%	9%	576
	Non-Resident/Taxpayer		8%	58%	25%	8%	12
Years Residing in York	5 years or less in York	29%	31%	24%	8%	8%	113
	6-10 years in York	34%	30%	26%	3%	7%	90
	11-20 years in York	26%	28%	27%	10%	9%	133
	21-35 years in York	21%	21%	36%	8%	13%	127
	More than 35 years in York	14%	17%	42%	16%	10%	111
Months/Year at York Residence	12 months	26%	26%	29%	10%	10%	512
	Less than 12 months/per year	13%	22%	50%	8%	7%	60
Neighborhood/Area of York	Cape Neddick	23%	29%	36%	6%	6%	111
	York Beach	16%	28%	38%	8%	10%	108
	York Harbor	38%	21%	21%	14%	5%	56
	York Village	22%	22%	35%	9%	12%	164
	Other Area	32%	25%	22%	12%	9%	141
Voted in Last Town Election	Voted	26%	24%	30%	9%	10%	471
	Didn't vote	18%	30%	34%	11%	8%	91
Likelihood of Voting in Next Town Election	Somewhat/Very Likely	25%	25%	30%	9%	10%	538
	Somewhat/Very Unlikely	7%	19%	48%	15%	11%	27
Importance of Parks & Rec. to Vote	Very important	34%	31%	21%	7%	7%	289
	Important	18%	26%	38%	10%	8%	165
	Unimportant	10%	13%	42%	17%	17%	52
	Very unimportant	16%	8%	36%	16%	24%	25

Section IV - eval_parks: Please rate each of the following recreation facilities/amenities based on their level of importance, their availability to you, and how well they meet you and/or your family's recreation needs - Built/developed parks

		<u>This is important, available, and what we have meets my needs</u>	<u>This is important and available, but what we have is not adequate for my needs</u>	<u>This is important, but is unavailable to me</u>	<u>This is not important to me</u>	<u>N</u>
OVERALL		44%	28%	10%	18%	594
Gender of Respondent	Female	42%	31%	12%	15%	389
	Male	45%	25%	9%	21%	181
Age of Respondent	Under 40 years old	41%	40%	16%	3%	95
	40-49 years old	46%	34%	12%	7%	125
	50-59 years old	26%	45%	16%	13%	80
	60-69 years old	43%	22%	9%	26%	112
	70 years old or older	54%	19%	3%	24%	101
Marital Status	Married	44%	30%	10%	16%	444
	Not Currently Married	39%	28%	11%	22%	127
Children in Household	No Children at Home	46%	22%	8%	24%	313
	Have Child in Household Under 5	40%	39%	14%	7%	102
	Have Child in Household 6-12	42%	40%	12%	5%	146
	Have Child in Household 13-18	42%	33%	14%	11%	106
Have Grandchildren	Have Grandchild	50%	20%	6%	24%	66
	Do Not Have a Grandchild	42%	30%	11%	16%	500
Household Income	Less than \$40,000	46%	26%	11%	17%	65
	\$40,000-\$69,999	54%	24%	5%	18%	80
	\$70,000-\$99,999	39%	37%	8%	16%	120
	\$100,000 or more	44%	33%	14%	9%	232
Employment Status	Employed Full-time	41%	35%	13%	11%	346
	Employed Part-Time	53%	29%	10%	8%	78
	Retired	47%	19%	8%	27%	210
	Not Currently Employed	53%	20%		27%	15
Resident/Taxpayer	Resident/Taxpayer	44%	29%	11%	16%	571
	Non-Resident/Taxpayer	42%	33%		25%	12
Years Residing in York	5 years or less in York	40%	40%	15%	5%	107
	6-10 years in York	43%	40%	7%	10%	88
	11-20 years in York	46%	21%	15%	18%	133
	21-35 years in York	45%	30%	6%	19%	129
	More than 35 years in York	46%	19%	9%	26%	114
Months/Year at York Residence	12 months	44%	30%	11%	15%	508
	Less than 12 months/per year	47%	22%	5%	27%	60
Neighborhood/Area of York	Cape Neddick	43%	30%	13%	14%	112
	York Beach	52%	25%	8%	15%	104
	York Harbor	48%	31%	7%	13%	54
	York Village	39%	25%	11%	25%	170
	Other Area	41%	34%	12%	13%	140
Voted in Last Town Election	Voted	46%	29%	10%	15%	465
	Didn't vote	36%	32%	14%	18%	88
Likelihood of Voting in Next Town Election	Somewhat/Very Likely	45%	29%	10%	16%	534
	Somewhat/Very Unlikely	37%	26%	11%	26%	27
Importance of Parks & Rec. to Vote	Very important	36%	37%	14%	12%	278
	Important	52%	27%	12%	10%	165
	Unimportant	55%	11%	2%	33%	55
	Very unimportant	56%	4%		41%	27

Section IV - eval_outdoorwalkingtrack: Please rate each of the following recreation facilities/amenities based on their level of importance, their availability to you, and how well they meet you and/or your family's recreation needs - Outdoor walking/jogging track

		<u>This is important, available, and what we have meets my needs</u>	<u>This is important and available, but what we have is not adequate for my needs</u>	<u>This is important, but is unavailable to me</u>	<u>This is not important to me</u>	<u>N</u>
OVERALL		38%	23%	17%	22%	603
Gender of Respondent	Female	36%	26%	19%	19%	398
	Male	40%	19%	14%	27%	183
Age of Respondent	Under 40 years old	41%	20%	24%	14%	98
	40-49 years old	41%	22%	21%	16%	126
	50-59 years old	35%	38%	15%	12%	81
	60-69 years old	27%	26%	18%	29%	112
	70 years old or older	38%	21%	15%	26%	104
Marital Status	Married	38%	24%	16%	21%	452
	Not Currently Married	33%	21%	21%	25%	128
Children in Household	No Children at Home	36%	21%	15%	28%	317
	Have Child in Household Under 5	40%	22%	22%	15%	104
	Have Child in Household 6-12	43%	23%	23%	11%	150
	Have Child in Household 13-18	37%	31%	19%	13%	108
Have Grandchildren	Have Grandchild	41%	17%	14%	28%	69
	Do Not Have a Grandchild	36%	24%	18%	21%	508
Household Income	Less than \$40,000	35%	18%	21%	26%	68
	\$40,000-\$69,999	34%	25%	17%	24%	83
	\$70,000-\$99,999	35%	23%	22%	20%	121
	\$100,000 or more	42%	25%	18%	15%	234
Employment Status	Employed Full-time	40%	24%	20%	16%	348
	Employed Part-Time	40%	26%	16%	19%	81
	Retired	34%	23%	14%	29%	213
	Not Currently Employed	43%	7%	7%	43%	14
Resident/Taxpayer	Resident/Taxpayer	37%	24%	17%	21%	579
	Non-Resident/Taxpayer	38%	8%	15%	38%	13
Years Residing in York	5 years or less in York	31%	28%	23%	19%	111
	6-10 years in York	34%	25%	18%	22%	87
	11-20 years in York	41%	20%	18%	21%	135
	21-35 years in York	40%	28%	12%	20%	129
	More than 35 years in York	37%	19%	17%	26%	115
Months/Year at York Residence	12 months	38%	23%	18%	21%	516
	Less than 12 months/per year	38%	28%	10%	23%	60
Neighborhood/Area of York	Cape Neddick	45%	23%	16%	15%	111
	York Beach	38%	23%	17%	22%	105
	York Harbor	26%	32%	18%	25%	57
	York Village	39%	21%	17%	23%	177
	Other Area	34%	22%	19%	24%	140
Voted in Last Town Election	Voted	39%	23%	17%	21%	472
	Didn't vote	29%	26%	20%	25%	91
Likelihood of Voting in Next Town Election	Somewhat/Very Likely	39%	23%	17%	21%	542
	Somewhat/Very Unlikely	25%	36%	18%	21%	28
Importance of Parks & Rec. to Vote	Very important	34%	26%	24%	15%	284
	Important	39%	26%	15%	20%	168
	Unimportant	43%	7%	5%	45%	56
	Very unimportant	52%	7%		41%	27

Section IV - eval_indoorwalkingtrack: Please rate each of the following recreation facilities/amenities based on their level of importance, their availability to you, and how well they meet you and/or your family's recreation needs - Indoor walking/jogging track

		<u>This is important, available, and what we have meets my needs</u>	<u>This is important and available, but what we have is not adequate for my needs</u>	<u>This is important, but is unavailable to me</u>	<u>This is not important to me</u>	<u>N</u>
OVERALL		10%	16%	38%	36%	601
Gender of Respondent	Female	10%	19%	41%	30%	397
	Male	9%	10%	34%	46%	181
Age of Respondent	Under 40 years old	3%	14%	47%	36%	98
	40-49 years old	3%	11%	58%	28%	127
	50-59 years old	5%	25%	42%	28%	83
	60-69 years old	15%	16%	30%	39%	110
	70 years old or older	17%	19%	26%	37%	103
Marital Status	Married	9%	16%	41%	35%	448
	Not Currently Married	12%	17%	33%	38%	131
Children in Household	No Children at Home	15%	17%	27%	41%	312
	Have Child in Household Under 5	5%	9%	51%	35%	105
	Have Child in Household 6-12	5%	13%	57%	24%	152
	Have Child in Household 13-18	2%	18%	57%	23%	111
Have Grandchildren	Have Grandchild	23%	10%	26%	41%	69
	Do Not Have a Grandchild	8%	16%	41%	35%	505
Household Income	Less than \$40,000	14%	18%	33%	35%	66
	\$40,000-\$69,999	16%	19%	28%	37%	81
	\$70,000-\$99,999	7%	14%	48%	32%	123
	\$100,000 or more	6%	17%	47%	30%	234
Employment Status	Employed Full-time	6%	15%	47%	32%	350
	Employed Part-Time	13%	15%	45%	28%	80
	Retired	14%	18%	28%	40%	210
	Not Currently Employed		7%	27%	67%	15
Resident/Taxpayer	Resident/Taxpayer	10%	16%	39%	35%	579
	Non-Resident/Taxpayer	17%	25%	25%	33%	12
Years Residing in York	5 years or less in York	4%	15%	47%	33%	112
	6-10 years in York	7%	14%	48%	31%	87
	11-20 years in York	9%	15%	43%	33%	136
	21-35 years in York	14%	17%	30%	38%	128
	More than 35 years in York	14%	18%	28%	40%	113
Months/Year at York Residence	12 months	9%	15%	41%	36%	520
	Less than 12 months/per year	15%	30%	20%	35%	54
Neighborhood/Area of York	Cape Neddick	5%	20%	39%	36%	112
	York Beach	17%	18%	34%	30%	105
	York Harbor	2%	21%	40%	38%	58
	York Village	10%	13%	38%	39%	176
	Other Area	10%	12%	41%	36%	138
Voted in Last Town Election	Voted	11%	16%	38%	35%	472
	Didn't vote	8%	15%	41%	36%	88
Likelihood of Voting in Next Town Election	Somewhat/Very Likely	10%	16%	40%	35%	542
	Somewhat/Very Unlikely	12%	20%	36%	32%	25
Importance of Parks & Rec. to Vote	Very important	8%	19%	48%	25%	288
	Important	7%	16%	43%	34%	167
	Unimportant	13%	10%	6%	71%	52
	Very unimportant	26%			74%	27

Section IV - eval_greenpace: Please rate each of the following recreation facilities/amenities based on their level of importance, their availability to you, and how well they meet you and/or your family's recreation needs - Undesignated green space for passive or active drop-in recreation

		<u>This is important, available, and what we have meets my needs</u>	<u>This is important and available, but what we have is not adequate for my needs</u>	<u>This is important, but is unavailable to me</u>	<u>This is not important to me</u>	<u>N</u>
OVERALL		30%	17%	22%	32%	594
Gender of Respondent	Female	30%	17%	24%	29%	392
	Male	29%	18%	17%	35%	179
Age of Respondent	Under 40 years old	29%	18%	33%	20%	98
	40-49 years old	34%	17%	26%	23%	125
	50-59 years old	25%	21%	35%	19%	80
	60-69 years old	30%	15%	15%	41%	108
	70 years old or older	26%	20%	13%	41%	102
Marital Status	Married	31%	18%	22%	29%	446
	Not Currently Married	23%	15%	23%	39%	127
Children in Household	No Children at Home	32%	15%	15%	38%	311
	Have Child in Household Under 5	27%	21%	31%	21%	102
	Have Child in Household 6-12	29%	17%	35%	19%	146
	Have Child in Household 13-18	24%	18%	30%	28%	107
Have Grandchildren	Have Grandchild	29%	11%	16%	44%	63
	Do Not Have a Grandchild	29%	18%	23%	30%	505
Household Income	Less than \$40,000	18%	17%	18%	47%	66
	\$40,000-\$69,999	38%	13%	20%	29%	79
	\$70,000-\$99,999	25%	23%	23%	28%	120
	\$100,000 or more	35%	17%	27%	21%	231
Employment Status	Employed Full-time	29%	18%	28%	25%	347
	Employed Part-Time	40%	13%	23%	23%	77
	Retired	28%	16%	13%	44%	208
	Not Currently Employed	27%	7%	20%	47%	15
Resident/Taxpayer	Resident/Taxpayer	30%	17%	22%	31%	571
	Non-Resident/Taxpayer	42%		33%	25%	12
Years Residing in York	5 years or less in York	30%	23%	25%	22%	109
	6-10 years in York	28%	19%	26%	27%	85
	11-20 years in York	33%	15%	26%	26%	133
	21-35 years in York	29%	16%	18%	37%	130
	More than 35 years in York	30%	14%	17%	39%	113
Months/Year at York Residence	12 months	30%	17%	23%	30%	509
	Less than 12 months/per year	31%	19%	14%	37%	59
Neighborhood/Area of York	Cape Neddick	26%	20%	23%	31%	111
	York Beach	35%	15%	21%	29%	103
	York Harbor	24%	24%	20%	31%	54
	York Village	29%	17%	18%	36%	174
	Other Area	33%	14%	26%	27%	140
Voted in Last Town Election	Voted	31%	16%	22%	31%	464
	Didn't vote	27%	19%	20%	34%	89
Likelihood of Voting in Next Town Election	Somewhat/Very Likely	30%	16%	22%	31%	534
	Somewhat/Very Unlikely	26%	30%	11%	33%	27
Importance of Parks & Rec. to Vote	Very important	31%	21%	27%	21%	279
	Important	29%	14%	26%	31%	164
	Unimportant	36%	9%		55%	55
	Very unimportant	48%			52%	27

Section IV - eval_indoorgym: Please rate each of the following recreation facilities/amenities based on their level of importance, their availability to you, and how well they meet you and/or your family's recreation needs - Indoor gym or athletic courts

		<u>This is important, available, and what we have meets my needs</u>	<u>This is important and available, but what we have is not adequate for my needs</u>	<u>This is important, but is unavailable to me</u>	<u>This is not important to me</u>	<u>N</u>
OVERALL		11%	17%	27%	45%	607
Gender of Respondent	Female	10%	17%	29%	44%	403
	Male	12%	19%	26%	43%	182
Age of Respondent	Under 40 years old	9%	23%	35%	32%	99
	40-49 years old	11%	21%	48%	20%	128
	50-59 years old	10%	28%	33%	30%	83
	60-69 years old	12%	16%	18%	54%	111
	70 years old or older	8%	11%	12%	70%	104
Marital Status	Married	12%	18%	30%	41%	456
	Not Currently Married	7%	16%	20%	57%	129
Children in Household	No Children at Home	12%	14%	15%	59%	317
	Have Child in Household Under 5	10%	17%	43%	30%	105
	Have Child in Household 6-12	11%	23%	48%	18%	153
	Have Child in Household 13-18	10%	23%	45%	23%	111
Have Grandchildren	Have Grandchild	22%	12%	13%	52%	67
	Do Not Have a Grandchild	9%	18%	29%	44%	512
Household Income	Less than \$40,000	10%	15%	13%	62%	68
	\$40,000-\$69,999	16%	11%	20%	53%	83
	\$70,000-\$99,999	7%	20%	34%	39%	124
	\$100,000 or more	12%	23%	35%	30%	235
Employment Status	Employed Full-time	10%	22%	37%	32%	355
	Employed Part-Time	10%	16%	28%	46%	79
	Retired	10%	10%	13%	66%	213
	Not Currently Employed	13%	7%	13%	67%	15
Resident/Taxpayer	Resident/Taxpayer	11%	17%	28%	44%	583
	Non-Resident/Taxpayer	23%	23%	15%	38%	13
Years Residing in York	5 years or less in York	6%	21%	39%	34%	112
	6-10 years in York	9%	15%	37%	39%	87
	11-20 years in York	10%	19%	25%	46%	137
	21-35 years in York	16%	20%	23%	41%	131
	More than 35 years in York	14%	11%	16%	60%	114
Months/Year at York Residence	12 months	11%	18%	28%	43%	520
	Less than 12 months/per year	14%	16%	17%	53%	58
Neighborhood/Area of York	Cape Neddick	12%	18%	28%	43%	112
	York Beach	11%	17%	26%	46%	104
	York Harbor	5%	19%	26%	50%	58
	York Village	13%	18%	23%	46%	179
	Other Area	11%	14%	35%	40%	141
Voted in Last Town Election	Voted	13%	16%	27%	44%	479
	Didn't vote	7%	25%	27%	42%	89
Likelihood of Voting in Next Town Election	Somewhat/Very Likely	12%	17%	28%	43%	548
	Somewhat/Very Unlikely	8%	19%	12%	62%	26
Importance of Parks & Rec. to Vote	Very important	8%	24%	38%	30%	291
	Important	12%	15%	25%	48%	166
	Unimportant	19%	9%	2%	70%	54
	Very unimportant	15%		4%	81%	27

Section IV - eval_indoorsquash: Please rate each of the following recreation facilities/amenities based on their level of importance, their availability to you, and how well they meet you and/or your family's recreation needs - Indoor racquetball or squash courts

		<u>This is important, available, and what we have meets my needs</u>	<u>This is important and available, but what we have is not adequate for my needs</u>	<u>This is important, but is unavailable to me</u>	<u>This is not important to me</u>	<u>N</u>
OVERALL		3%	6%	23%	67%	595
Gender of Respondent	Female	2%	6%	24%	68%	392
	Male	4%	8%	24%	64%	181
Age of Respondent	Under 40 years old	4%	10%	35%	51%	97
	40-49 years old	2%	6%	41%	50%	125
	50-59 years old	4%	10%	36%	51%	81
	60-69 years old	2%	7%	10%	81%	111
	70 years old or older	2%	4%	11%	83%	103
Marital Status	Married	4%	6%	25%	65%	449
	Not Currently Married	1%	8%	19%	72%	126
Children in Household	No Children at Home	4%	5%	11%	80%	309
	Have Child in Household Under 5	3%	6%	37%	54%	103
	Have Child in Household 6-12	3%	8%	39%	51%	150
	Have Child in Household 13-18	3%	8%	41%	48%	109
Have Grandchildren	Have Grandchild	6%	5%	12%	77%	65
	Do Not Have a Grandchild	2%	7%	25%	66%	504
Household Income	Less than \$40,000		3%	15%	82%	66
	\$40,000-\$69,999	5%	5%	11%	79%	81
	\$70,000-\$99,999	2%	7%	29%	62%	121
	\$100,000 or more	4%	9%	33%	54%	233
Employment Status	Employed Full-time	3%	8%	32%	57%	350
	Employed Part-Time	3%	9%	21%	68%	77
	Retired	3%	3%	9%	85%	209
	Not Currently Employed			20%	80%	15
Resident/Taxpayer	Resident/Taxpayer	3%	6%	24%	67%	571
	Non-Resident/Taxpayer	8%	8%	8%	77%	13
Years Residing in York	5 years or less in York	1%	6%	35%	58%	110
	6-10 years in York	2%	6%	36%	56%	87
	11-20 years in York	3%	6%	25%	66%	133
	21-35 years in York	5%	7%	20%	67%	128
	More than 35 years in York	4%	7%	7%	82%	111
Months/Year at York Residence	12 months	3%	6%	25%	66%	513
	Less than 12 months/per year	5%	7%	13%	75%	56
Neighborhood/Area of York	Cape Neddick	4%	8%	26%	63%	112
	York Beach	4%	4%	16%	76%	104
	York Harbor	5%	13%	24%	58%	55
	York Village	2%	7%	21%	70%	175
	Other Area	3%	4%	31%	62%	137
Voted in Last Town Election	Voted	3%	6%	24%	67%	468
	Didn't vote	2%	9%	23%	66%	88
Likelihood of Voting in Next Town Election	Somewhat/Very Likely	3%	6%	24%	66%	537
	Somewhat/Very Unlikely		8%	8%	84%	25
Importance of Parks & Rec. to Vote	Very important	2%	9%	34%	54%	285
	Important	2%	5%	21%	72%	163
	Unimportant	6%	4%	4%	87%	53
	Very unimportant	4%		4%	93%	27

Section IV - eval_indoormultipurposegym: Please rate each of the following recreation facilities/amenities based on their level of importance, their availability to you, and how well they meet you and/or your family's recreation needs - Indoor multipurpose gyms

		<u>This is important, available, and what we have meets my needs</u>	<u>This is important and available, but what we have is not adequate for my needs</u>	<u>This is important, but is unavailable to me</u>	<u>This is not important to me</u>	<u>N</u>
OVERALL		8%	15%	34%	43%	605
Gender of Respondent	Female	7%	18%	38%	37%	401
	Male	9%	10%	27%	54%	181
Age of Respondent	Under 40 years old	7%	20%	49%	23%	99
	40-49 years old	8%	17%	53%	22%	127
	50-59 years old	6%	19%	46%	29%	83
	60-69 years old	4%	12%	22%	63%	112
	70 years old or older	8%	16%	13%	64%	103
Marital Status	Married	7%	16%	37%	39%	454
	Not Currently Married	6%	15%	25%	54%	130
Children in Household	No Children at Home	8%	13%	21%	58%	315
	Have Child in Household Under 5	10%	21%	49%	21%	105
	Have Child in Household 6-12	8%	22%	54%	16%	153
	Have Child in Household 13-18	7%	15%	50%	27%	110
Have Grandchildren	Have Grandchild	14%	14%	17%	55%	64
	Do Not Have a Grandchild	6%	16%	37%	41%	513
Household Income	Less than \$40,000	9%	11%	26%	55%	66
	\$40,000-\$69,999	12%	8%	24%	55%	83
	\$70,000-\$99,999	5%	19%	39%	38%	124
	\$100,000 or more	6%	21%	45%	28%	234
Employment Status	Employed Full-time	7%	18%	46%	30%	354
	Employed Part-Time	11%	16%	35%	37%	79
	Retired	7%	12%	18%	64%	213
	Not Currently Employed	7%	7%	27%	60%	15
Resident/Taxpayer	Resident/Taxpayer	8%	15%	35%	43%	581
	Non-Resident/Taxpayer	15%	23%	31%	31%	13
Years Residing in York	5 years or less in York	3%	21%	49%	28%	112
	6-10 years in York	7%	15%	44%	34%	88
	11-20 years in York	7%	13%	37%	44%	135
	21-35 years in York	14%	15%	28%	43%	132
	More than 35 years in York	10%	13%	17%	60%	112
Months/Year at York Residence	12 months	8%	16%	36%	41%	518
	Less than 12 months/per year	9%	12%	21%	59%	58
Neighborhood/Area of York	Cape Neddick	9%	18%	34%	39%	112
	York Beach	10%	10%	29%	50%	106
	York Harbor	5%	16%	36%	43%	56
	York Village	6%	17%	34%	43%	178
	Other Area	7%	14%	39%	39%	140
Voted in Last Town Election	Voted	8%	15%	34%	43%	476
	Didn't vote	8%	18%	36%	38%	89
Likelihood of Voting in Next Town Election	Somewhat/Very Likely	8%	16%	35%	41%	545
	Somewhat/Very Unlikely	8%	15%	23%	54%	26
Importance of Parks & Rec. to Vote	Very important	6%	19%	47%	29%	289
	Important	6%	18%	31%	45%	166
	Unimportant	15%	2%	6%	77%	53
	Very unimportant	19%		4%	78%	27

Section IV - eval_indoorsenior: Please rate each of the following recreation facilities/amenities based on their level of importance, their availability to you, and how well they meet you and/or your family's recreation needs - Indoor senior center

		<u>This is important, available, and what we have meets my needs</u>	<u>This is important and available, but what we have is not adequate for my needs</u>	<u>This is important, but is unavailable to me</u>	<u>This is not important to me</u>	<u>N</u>
OVERALL		22%	22%	10%	46%	602
Gender of Respondent	Female	21%	24%	11%	44%	398
	Male	21%	21%	9%	49%	181
Age of Respondent	Under 40 years old	12%	8%	12%	67%	98
	40-49 years old	13%	16%	15%	56%	127
	50-59 years old	11%	16%	17%	56%	82
	60-69 years old	25%	34%	8%	33%	110
	70 years old or older	33%	38%	4%	25%	102
Marital Status	Married	20%	21%	10%	49%	450
	Not Currently Married	26%	30%	10%	33%	129
Children in Household	No Children at Home	30%	30%	7%	33%	313
	Have Child in Household Under 5	10%	10%	18%	63%	104
	Have Child in Household 6-12	12%	15%	17%	57%	151
	Have Child in Household 13-18	8%	17%	12%	63%	110
Have Grandchildren	Have Grandchild	32%	31%	6%	31%	65
	Do Not Have a Grandchild	20%	22%	11%	47%	511
Household Income	Less than \$40,000	36%	27%	11%	26%	66
	\$40,000-\$69,999	22%	34%	7%	37%	83
	\$70,000-\$99,999	19%	22%	8%	51%	122
	\$100,000 or more	14%	18%	14%	54%	235
Employment Status	Employed Full-time	14%	16%	13%	57%	351
	Employed Part-Time	19%	20%	6%	54%	79
	Retired	34%	38%	5%	24%	210
	Not Currently Employed	20%	13%	13%	53%	15
Resident/Taxpayer	Resident/Taxpayer	21%	23%	10%	46%	579
	Non-Resident/Taxpayer	33%	8%	8%	50%	12
Years Residing in York	5 years or less in York	15%	17%	12%	56%	111
	6-10 years in York	15%	22%	17%	46%	89
	11-20 years in York	18%	26%	10%	45%	136
	21-35 years in York	29%	21%	10%	39%	127
	More than 35 years in York	28%	28%	5%	38%	113
Months/Year at York Residence	12 months	21%	21%	11%	47%	515
	Less than 12 months/per year	22%	40%	3%	34%	58
Neighborhood/Area of York	Cape Neddick	19%	19%	14%	49%	111
	York Beach	22%	38%	7%	33%	104
	York Harbor	14%	18%	13%	55%	56
	York Village	23%	23%	8%	47%	176
	Other Area	21%	16%	13%	50%	141
Voted in Last Town Election	Voted	23%	23%	10%	45%	473
	Didn't vote	10%	24%	11%	55%	88
Likelihood of Voting in Next Town Election	Somewhat/Very Likely	21%	23%	10%	45%	541
	Somewhat/Very Unlikely	19%	22%	11%	48%	27
Importance of Parks & Rec. to Vote	Very important	17%	24%	11%	48%	286
	Important	21%	27%	14%	38%	164
	Unimportant	28%	11%	6%	56%	54
	Very unimportant	35%		4%	62%	26

Section IV - eval_teencenter: Please rate each of the following recreation facilities/amenities based on their level of importance, their availability to you, and how well they meet you and/or your family's recreation needs - Teen/youth center

		<u>This is important, available, and what we have meets my needs</u>	<u>This is important and available, but what we have is not adequate for my needs</u>	<u>This is important, but is unavailable to me</u>	<u>This is not important to me</u>	<u>N</u>
OVERALL		5%	13%	34%	48%	603
Gender of Respondent	Female	4%	15%	38%	43%	395
	Male	4%	11%	28%	57%	184
Age of Respondent	Under 40 years old	2%	19%	51%	28%	96
	40-49 years old	5%	16%	65%	14%	129
	50-59 years old	4%	15%	38%	43%	84
	60-69 years old	2%	11%	18%	69%	109
	70 years old or older	5%	10%	10%	76%	103
Marital Status	Married	4%	13%	36%	46%	452
	Not Currently Married	2%	16%	29%	52%	128
Children in Household	No Children at Home	5%	12%	13%	70%	315
	Have Child in Household Under 5	5%	16%	58%	22%	102
	Have Child in Household 6-12	5%	14%	69%	13%	151
	Have Child in Household 13-18	3%	14%	61%	22%	111
Have Grandchildren	Have Grandchild	9%	15%	14%	62%	65
	Do Not Have a Grandchild	4%	14%	37%	46%	510
Household Income	Less than \$40,000	3%	13%	24%	60%	67
	\$40,000-\$69,999	6%	10%	25%	59%	83
	\$70,000-\$99,999	1%	20%	40%	40%	121
	\$100,000 or more	5%	15%	44%	36%	236
Employment Status	Employed Full-time	3%	17%	49%	31%	354
	Employed Part-Time	3%	9%	44%	45%	78
	Retired	4%	11%	10%	75%	210
	Not Currently Employed			47%	53%	15
Resident/Taxpayer	Resident/Taxpayer	4%	14%	35%	47%	581
	Non-Resident/Taxpayer	17%		25%	58%	12
Years Residing in York	5 years or less in York	4%	15%	47%	34%	111
	6-10 years in York	2%	13%	47%	38%	90
	11-20 years in York	5%	19%	32%	44%	138
	21-35 years in York	5%	9%	28%	58%	128
	More than 35 years in York	7%	13%	21%	59%	112
Months/Year at York Residence	12 months	4%	13%	37%	45%	515
	Less than 12 months/per year	7%	15%	12%	66%	59
Neighborhood/Area of York	Cape Neddick	2%	13%	33%	52%	112
	York Beach	6%	9%	26%	60%	104
	York Harbor	4%	18%	30%	48%	56
	York Village	5%	16%	35%	44%	178
	Other Area	4%	13%	41%	41%	140
Voted in Last Town Election	Voted	5%	14%	35%	47%	474
	Didn't vote	3%	13%	28%	56%	90
Likelihood of Voting in Next Town Election	Somewhat/Very Likely	4%	14%	36%	46%	542
	Somewhat/Very Unlikely	7%	14%	14%	64%	28
Importance of Parks & Rec. to Vote	Very important	5%	19%	47%	29%	288
	Important	2%	15%	33%	50%	165
	Unimportant	7%	2%	6%	85%	54
	Very unimportant	4%	4%	4%	89%	27

Section IV - eval_indoorfitnesscenter: Please rate each of the following recreation facilities/amenities based on their level of importance, their availability to you, and how well they meet you and/or your family's recreation needs - Indoor weight room/fitness center

		<u>This is important, available, and what we have meets my needs</u>	<u>This is important and available, but what we have is not adequate for my needs</u>	<u>This is important, but is unavailable to me</u>	<u>This is not important to me</u>	<u>N</u>
OVERALL		14%	17%	33%	35%	606
Gender of Respondent	Female	13%	18%	37%	31%	398
	Male	14%	16%	29%	41%	183
Age of Respondent	Under 40 years old	7%	25%	49%	19%	96
	40-49 years old	15%	20%	51%	13%	127
	50-59 years old	11%	19%	40%	30%	84
	60-69 years old	11%	13%	28%	49%	112
	70 years old or older	16%	13%	13%	58%	104
Marital Status	Married	15%	18%	36%	30%	455
	Not Currently Married	9%	15%	28%	48%	127
Children in Household	No Children at Home	16%	15%	22%	47%	317
	Have Child in Household Under 5	13%	17%	54%	16%	103
	Have Child in Household 6-12	11%	21%	53%	15%	150
	Have Child in Household 13-18	11%	22%	45%	22%	112
Have Grandchildren	Have Grandchild	18%	11%	21%	50%	66
	Do Not Have a Grandchild	13%	18%	36%	33%	511
Household Income	Less than \$40,000	14%	18%	20%	48%	66
	\$40,000-\$69,999	18%	8%	29%	45%	83
	\$70,000-\$99,999	9%	21%	40%	30%	122
	\$100,000 or more	14%	23%	42%	22%	237
Employment Status	Employed Full-time	12%	19%	44%	25%	356
	Employed Part-Time	19%	23%	38%	19%	78
	Retired	16%	14%	18%	52%	212
	Not Currently Employed	20%	7%	27%	47%	15
Resident/Taxpayer	Resident/Taxpayer	14%	18%	34%	35%	583
	Non-Resident/Taxpayer	33%		42%	25%	12
Years Residing in York	5 years or less in York	5%	20%	53%	22%	110
	6-10 years in York	12%	15%	51%	22%	91
	11-20 years in York	18%	20%	31%	31%	137
	21-35 years in York	18%	19%	25%	38%	130
	More than 35 years in York	14%	13%	20%	53%	112
Months/Year at York Residence	12 months	14%	18%	35%	33%	516
	Less than 12 months/per year	15%	15%	26%	44%	61
Neighborhood/Area of York	Cape Neddick	14%	20%	36%	29%	113
	York Beach	15%	14%	34%	37%	106
	York Harbor	14%	23%	32%	30%	56
	York Village	14%	17%	29%	40%	179
	Other Area	13%	14%	40%	32%	139
Voted in Last Town Election	Voted	16%	18%	33%	33%	476
	Didn't vote	8%	17%	36%	40%	90
Likelihood of Voting in Next Town Election	Somewhat/Very Likely	15%	18%	35%	33%	543
	Somewhat/Very Unlikely	11%	18%	25%	46%	28
Importance of Parks & Rec. to Vote	Very important	12%	23%	43%	22%	287
	Important	11%	17%	35%	37%	168
	Unimportant	24%	6%	6%	65%	54
	Very unimportant	22%		7%	70%	27

Section IV - eval_indoormeetingspace: Please rate each of the following recreation facilities/amenities based on their level of importance, their availability to you, and how well they meet you and/or your family's recreation needs - Indoor community meeting space

		<u>This is important, available, and what we have meets my needs</u>	<u>This is important and available, but what we have is not adequate for my needs</u>	<u>This is important, but is unavailable to me</u>	<u>This is not important to me</u>	<u>N</u>
OVERALL		30%	20%	19%	31%	602
Gender of Respondent	Female	28%	23%	23%	27%	395
	Male	32%	16%	12%	40%	183
Age of Respondent	Under 40 years old	26%	22%	28%	24%	96
	40-49 years old	24%	20%	30%	26%	128
	50-59 years old	23%	28%	22%	28%	83
	60-69 years old	29%	17%	16%	38%	109
	70 years old or older	36%	23%	8%	33%	103
Marital Status	Married	30%	21%	20%	29%	449
	Not Currently Married	28%	19%	16%	37%	129
Children in Household	No Children at Home	34%	21%	10%	36%	311
	Have Child in Household Under 5	22%	20%	32%	25%	103
	Have Child in Household 6-12	23%	20%	34%	23%	151
	Have Child in Household 13-18	27%	19%	32%	22%	113
Have Grandchildren	Have Grandchild	50%	18%	9%	23%	66
	Do Not Have a Grandchild	26%	21%	20%	33%	508
Household Income	Less than \$40,000	29%	20%	17%	34%	65
	\$40,000-\$69,999	43%	17%	11%	29%	83
	\$70,000-\$99,999	26%	16%	29%	29%	119
	\$100,000 or more	24%	27%	22%	27%	237
Employment Status	Employed Full-time	26%	21%	26%	28%	353
	Employed Part-Time	37%	22%	19%	23%	79
	Retired	34%	21%	9%	36%	208
	Not Currently Employed	36%	7%		57%	14
Resident/Taxpayer	Resident/Taxpayer	29%	20%	20%	31%	579
	Non-Resident/Taxpayer	58%	8%	8%	25%	12
Years Residing in York	5 years or less in York	23%	25%	22%	30%	109
	6-10 years in York	19%	19%	35%	27%	89
	11-20 years in York	35%	16%	19%	30%	137
	21-35 years in York	36%	26%	12%	26%	129
	More than 35 years in York	30%	18%	13%	38%	112
Months/Year at York Residence	12 months	29%	21%	20%	30%	514
	Less than 12 months/per year	34%	19%	7%	41%	59
Neighborhood/Area of York	Cape Neddick	26%	18%	18%	39%	113
	York Beach	40%	17%	14%	29%	103
	York Harbor	25%	18%	24%	33%	55
	York Village	32%	23%	16%	29%	177
	Other Area	23%	20%	27%	30%	140
Voted in Last Town Election	Voted	31%	21%	19%	29%	470
	Didn't vote	18%	18%	23%	41%	90
Likelihood of Voting in Next Town Election	Somewhat/Very Likely	30%	20%	21%	29%	540
	Somewhat/Very Unlikely	29%	21%		50%	28
Importance of Parks & Rec. to Vote	Very important	26%	24%	28%	23%	286
	Important	30%	22%	18%	30%	165
	Unimportant	33%	7%	2%	57%	54
	Very unimportant	48%			52%	27

Section IV - eval_indoorperforming: Please rate each of the following recreation facilities/amenities based on their level of importance, their availability to you, and how well they meet you and/or your family's recreation needs - Indoor performing arts center

		<u>This is important, available, and what we have meets my needs</u>	<u>This is important and available, but what we have is not adequate for my needs</u>	<u>This is important, but is unavailable to me</u>	<u>This is not important to me</u>	<u>N</u>
OVERALL		26%	14%	26%	34%	596
Gender of Respondent	Female	25%	17%	29%	29%	393
	Male	24%	9%	21%	45%	180
Age of Respondent	Under 40 years old	19%	18%	38%	25%	95
	40-49 years old	29%	13%	36%	22%	126
	50-59 years old	27%	18%	26%	29%	84
	60-69 years old	22%	10%	25%	43%	110
	70 years old or older	24%	22%	13%	42%	102
Marital Status	Married	26%	14%	28%	32%	450
	Not Currently Married	22%	15%	20%	42%	123
Children in Household	No Children at Home	28%	14%	16%	42%	311
	Have Child in Household Under 5	15%	13%	47%	26%	101
	Have Child in Household 6-12	26%	14%	39%	21%	148
	Have Child in Household 13-18	28%	14%	34%	24%	111
Have Grandchildren	Have Grandchild	34%	13%	18%	34%	67
	Do Not Have a Grandchild	24%	15%	27%	34%	502
Household Income	Less than \$40,000	27%	14%	24%	35%	63
	\$40,000-\$69,999	28%	17%	25%	30%	83
	\$70,000-\$99,999	19%	15%	33%	33%	119
	\$100,000 or more	29%	16%	28%	27%	234
Employment Status	Employed Full-time	24%	15%	33%	28%	351
	Employed Part-Time	35%	15%	24%	25%	79
	Retired	24%	15%	16%	45%	205
	Not Currently Employed	36%	7%	14%	43%	14
Resident/Taxpayer	Resident/Taxpayer	26%	14%	26%	34%	574
	Non-Resident/Taxpayer	8%	42%	17%	33%	12
Years Residing in York	5 years or less in York	15%	23%	35%	27%	108
	6-10 years in York	21%	12%	43%	24%	89
	11-20 years in York	29%	11%	23%	36%	133
	21-35 years in York	31%	16%	17%	35%	128
	More than 35 years in York	31%	12%	18%	40%	113
Months/Year at York Residence	12 months	27%	14%	28%	32%	509
	Less than 12 months/per year	22%	20%	13%	45%	60
Neighborhood/Area of York	Cape Neddick	30%	13%	21%	35%	113
	York Beach	23%	15%	24%	39%	102
	York Harbor	19%	24%	22%	35%	54
	York Village	27%	15%	25%	33%	175
	Other Area	23%	11%	36%	30%	139
Voted in Last Town Election	Voted	28%	14%	26%	32%	469
	Didn't vote	14%	19%	24%	43%	88
Likelihood of Voting in Next Town Election	Somewhat/Very Likely	27%	14%	27%	33%	535
	Somewhat/Very Unlikely	18%	25%	14%	43%	28
Importance of Parks & Rec. to Vote	Very important	25%	17%	33%	26%	282
	Important	25%	18%	32%	25%	165
	Unimportant	24%	6%	7%	63%	54
	Very unimportant	33%		4%	63%	27

Section IV - eval_indoorice: Please rate each of the following recreation facilities/amenities based on their level of importance, their availability to you, and how well they meet you and/or your family's recreation needs - Indoor ice skating/ice arena

		<u>This is important, available, and what we have meets my needs</u>	<u>This is important and available, but what we have is not adequate for my needs</u>	<u>This is important, but is unavailable to me</u>	<u>This is not important to me</u>	<u>N</u>
OVERALL		3%	11%	38%	47%	606
Gender of Respondent	Female	2%	13%	43%	42%	397
	Male	4%	9%	30%	56%	185
Age of Respondent	Under 40 years old	3%	13%	62%	22%	97
	40-49 years old	2%	16%	60%	22%	129
	50-59 years old	5%	14%	48%	33%	84
	60-69 years old	2%	7%	23%	68%	110
	70 years old or older	2%	9%	11%	78%	105
Marital Status	Married	4%	11%	41%	44%	455
	Not Currently Married		13%	32%	55%	129
Children in Household	No Children at Home	4%	9%	21%	66%	314
	Have Child in Household Under 5	3%	11%	64%	22%	105
	Have Child in Household 6-12	3%	16%	63%	18%	153
	Have Child in Household 13-18	1%	14%	54%	30%	112
Have Grandchildren	Have Grandchild	6%	9%	19%	66%	68
	Do Not Have a Grandchild	3%	12%	41%	45%	510
Household Income	Less than \$40,000	3%	9%	30%	58%	67
	\$40,000-\$69,999	4%	7%	23%	67%	84
	\$70,000-\$99,999	2%	13%	45%	40%	121
	\$100,000 or more	3%	15%	50%	32%	238
Employment Status	Employed Full-time	3%	14%	53%	30%	356
	Employed Part-Time	9%	11%	40%	40%	80
	Retired	2%	7%	15%	76%	211
	Not Currently Employed			53%	47%	15
Resident/Taxpayer	Resident/Taxpayer	3%	11%	39%	47%	583
	Non-Resident/Taxpayer		17%	42%	42%	12
Years Residing in York	5 years or less in York	3%	14%	48%	35%	111
	6-10 years in York		8%	53%	39%	89
	11-20 years in York	4%	14%	36%	46%	140
	21-35 years in York	5%	10%	37%	47%	129
	More than 35 years in York	4%	10%	23%	64%	111
Months/Year at York Residence	12 months	4%	12%	41%	44%	517
	Less than 12 months/per year	2%	8%	18%	72%	60
Neighborhood/Area of York	Cape Neddick	4%	12%	44%	40%	113
	York Beach	1%	10%	27%	63%	105
	York Harbor	5%	14%	28%	53%	57
	York Village	3%	13%	41%	42%	179
	Other Area	5%	7%	44%	44%	140
Voted in Last Town Election	Voted	4%	12%	38%	47%	476
	Didn't vote	2%	10%	40%	48%	90
Likelihood of Voting in Next Town Election	Somewhat/Very Likely	3%	12%	39%	45%	545
	Somewhat/Very Unlikely		4%	25%	71%	28
Importance of Parks & Rec. to Vote	Very important	3%	14%	51%	32%	291
	Important	4%	12%	38%	47%	168
	Unimportant	6%	2%	22%	70%	54
	Very unimportant			7%	93%	27

Section IV - eval_indoorclimbing: Please rate each of the following recreation facilities/amenities based on their level of importance, their availability to you, and how well they meet you and/or your family's recreation needs - Indoor climbing wall

		<u>This is important, available, and what we have meets my needs</u>	<u>This is important and available, but what we have is not adequate for my needs</u>	<u>This is important, but is unavailable to me</u>	<u>This is not important to me</u>	<u>N</u>
OVERALL		1%	7%	31%	61%	601
Gender of Respondent	Female	1%	9%	36%	54%	397
	Male	2%	3%	22%	73%	181
Age of Respondent	Under 40 years old	2%	10%	58%	29%	96
	40-49 years old	1%	12%	57%	30%	128
	50-59 years old	1%	11%	36%	52%	83
	60-69 years old	1%	3%	9%	87%	111
	70 years old or older		3%	7%	90%	104
Marital Status	Married	2%	7%	33%	58%	452
	Not Currently Married		8%	24%	68%	128
Children in Household	No Children at Home	2%	4%	10%	84%	312
	Have Child in Household Under 5	2%	10%	61%	27%	103
	Have Child in Household 6-12	2%	12%	60%	26%	151
	Have Child in Household 13-18	1%	11%	53%	35%	111
Have Grandchildren	Have Grandchild	3%	2%	9%	86%	66
	Do Not Have a Grandchild	1%	8%	34%	57%	508
Household Income	Less than \$40,000		6%	22%	72%	67
	\$40,000-\$69,999	2%	6%	15%	77%	82
	\$70,000-\$99,999	2%	7%	42%	50%	122
	\$100,000 or more	1%	10%	41%	48%	235
Employment Status	Employed Full-time	1%	9%	46%	43%	353
	Employed Part-Time	3%	10%	31%	56%	80
	Retired	0%	2%	7%	90%	210
	Not Currently Employed		7%	13%	80%	15
Resident/Taxpayer	Resident/Taxpayer	2%	7%	31%	60%	578
	Non-Resident/Taxpayer		8%	17%	75%	12
Years Residing in York	5 years or less in York	2%	9%	46%	43%	112
	6-10 years in York		4%	44%	52%	89
	11-20 years in York	1%	9%	30%	59%	137
	21-35 years in York	2%	6%	23%	69%	128
	More than 35 years in York	2%	6%	17%	76%	109
Months/Year at York Residence	12 months	2%	7%	33%	58%	512
	Less than 12 months/per year		8%	10%	82%	60
Neighborhood/Area of York	Cape Neddick	3%	8%	32%	57%	112
	York Beach		5%	23%	72%	105
	York Harbor	2%	11%	22%	65%	55
	York Village	1%	7%	33%	59%	177
	Other Area	3%	5%	36%	56%	141
Voted in Last Town Election	Voted	2%	7%	31%	61%	472
	Didn't vote		8%	32%	60%	90
Likelihood of Voting in Next Town Election	Somewhat/Very Likely	2%	7%	32%	60%	541
	Somewhat/Very Unlikely		7%	18%	75%	28
Importance of Parks & Rec. to Vote	Very important	2%	9%	44%	44%	288
	Important		8%	26%	66%	167
	Unimportant	2%		7%	91%	54
	Very unimportant			7%	93%	27

Section IV - eval_indoorpool: Please rate each of the following recreation facilities/amenities based on their level of importance, their availability to you, and how well they meet you and/or your family's recreation needs - Indoor swimming pool

		<u>This is important, available, and what we have meets my needs</u>	<u>This is important and available, but what we have is not adequate for my needs</u>	<u>This is important, but is unavailable to me</u>	<u>This is not important to me</u>	<u>N</u>
OVERALL		9%	17%	47%	26%	612
Gender of Respondent	Female	8%	19%	52%	21%	405
	Male	11%	15%	39%	35%	185
Age of Respondent	Under 40 years old	9%	20%	65%	5%	98
	40-49 years old	7%	19%	64%	10%	128
	50-59 years old	7%	15%	58%	20%	85
	60-69 years old	8%	17%	40%	35%	115
	70 years old or older	10%	16%	27%	47%	105
Marital Status	Married	10%	17%	48%	25%	460
	Not Currently Married	6%	20%	47%	27%	129
Children in Household	No Children at Home	12%	16%	36%	37%	318
	Have Child in Household Under 5	9%	17%	65%	8%	106
	Have Child in Household 6-12	8%	21%	66%	6%	155
	Have Child in Household 13-18	5%	18%	61%	17%	114
Have Grandchildren	Have Grandchild	16%	19%	25%	41%	69
	Do Not Have a Grandchild	8%	18%	51%	23%	516
Household Income	Less than \$40,000	13%	7%	49%	31%	68
	\$40,000-\$69,999	11%	21%	38%	31%	85
	\$70,000-\$99,999	6%	24%	50%	20%	123
	\$100,000 or more	8%	18%	59%	15%	239
Employment Status	Employed Full-time	8%	18%	59%	15%	359
	Employed Part-Time	14%	23%	48%	15%	81
	Retired	10%	19%	27%	45%	215
	Not Currently Employed	25%	19%	38%	19%	16
Resident/Taxpayer	Resident/Taxpayer	9%	18%	48%	25%	588
	Non-Resident/Taxpayer	15%	8%	46%	31%	13
Years Residing in York	5 years or less in York	6%	22%	61%	11%	114
	6-10 years in York	8%	18%	66%	8%	89
	11-20 years in York	11%	17%	48%	24%	140
	21-35 years in York	12%	14%	40%	34%	131
	More than 35 years in York	9%	18%	32%	41%	112
Months/Year at York Residence	12 months	10%	17%	50%	23%	520
	Less than 12 months/per year	6%	21%	35%	37%	62
Neighborhood/Area of York	Cape Neddick	7%	18%	52%	23%	112
	York Beach	10%	23%	39%	28%	109
	York Harbor	9%	15%	45%	31%	55
	York Village	8%	16%	48%	27%	182
	Other Area	12%	15%	51%	23%	142
Voted in Last Town Election	Voted	10%	17%	47%	26%	479
	Didn't vote	6%	19%	49%	25%	93
Likelihood of Voting in Next Town Election	Somewhat/Very Likely	9%	17%	48%	25%	548
	Somewhat/Very Unlikely	14%	24%	38%	24%	29
Importance of Parks & Rec. to Vote	Very important	7%	19%	58%	15%	295
	Important	9%	21%	51%	19%	169
	Unimportant	17%	6%	22%	56%	54
	Very unimportant	15%		8%	77%	26

Section IV - eval_outdoorpool: Please rate each of the following recreation facilities/amenities based on their level of importance, their availability to you, and how well they meet you and/or your family's recreation needs - Outdoor swimming pool

		<u>This is important, available, and what we have meets my needs</u>	<u>This is important and available, but what we have is not adequate for my needs</u>	<u>This is important, but is unavailable to me</u>	<u>This is not important to me</u>	<u>N</u>
OVERALL		6%	12%	44%	38%	605
Gender of Respondent	Female	4%	13%	50%	33%	399
	Male	8%	10%	36%	45%	184
Age of Respondent	Under 40 years old	5%	13%	65%	16%	97
	40-49 years old	5%	14%	66%	15%	128
	50-59 years old	5%	13%	55%	27%	83
	60-69 years old	4%	12%	34%	51%	112
	70 years old or older	5%	10%	24%	61%	105
Marital Status	Married	7%	11%	47%	35%	453
	Not Currently Married	3%	16%	40%	41%	129
Children in Household	No Children at Home	7%	10%	30%	53%	314
	Have Child in Household Under 5	5%	13%	65%	16%	104
	Have Child in Household 6-12	5%	16%	65%	14%	153
	Have Child in Household 13-18	4%	12%	59%	25%	114
Have Grandchildren	Have Grandchild	13%	12%	23%	52%	69
	Do Not Have a Grandchild	5%	12%	48%	35%	510
Household Income	Less than \$40,000	6%	6%	39%	49%	67
	\$40,000-\$69,999	6%	12%	35%	47%	83
	\$70,000-\$99,999	2%	17%	53%	28%	122
	\$100,000 or more	7%	13%	55%	24%	237
Employment Status	Employed Full-time	6%	12%	58%	24%	356
	Employed Part-Time	10%	13%	46%	31%	78
	Retired	6%	11%	24%	59%	214
	Not Currently Employed	6%	13%	50%	31%	16
Resident/Taxpayer	Resident/Taxpayer	6%	12%	45%	37%	581
	Non-Resident/Taxpayer	8%	8%	54%	31%	13
Years Residing in York	5 years or less in York	4%	16%	59%	21%	112
	6-10 years in York	6%	10%	66%	18%	88
	11-20 years in York	5%	12%	45%	38%	137
	21-35 years in York	8%	9%	36%	46%	130
	More than 35 years in York	8%	14%	26%	52%	112
Months/Year at York Residence	12 months	6%	12%	47%	35%	514
	Less than 12 months/per year	6%	14%	32%	48%	63
Neighborhood/Area of York	Cape Neddick	6%	14%	50%	30%	111
	York Beach	8%	14%	42%	36%	108
	York Harbor	9%	11%	38%	42%	53
	York Village	4%	13%	43%	40%	181
	Other Area	6%	7%	48%	39%	140
Voted in Last Town Election	Voted	7%	12%	44%	38%	473
	Didn't vote	2%	14%	51%	33%	93
Likelihood of Voting in Next Town Election	Somewhat/Very Likely	6%	12%	45%	37%	542
	Somewhat/Very Unlikely	7%	17%	38%	38%	29
Importance of Parks & Rec. to Vote	Very important	5%	13%	60%	22%	289
	Important	6%	16%	40%	38%	169
	Unimportant	15%		22%	63%	54
	Very unimportant	8%			92%	26

Section IV - eval_indoorpickleball: Please rate each of the following recreation facilities/amenities based on their level of importance, their availability to you, and how well they meet you and/or your family's recreation needs - Indoor pickleball courts

		<u>This is important, available, and what we have meets my needs</u>	<u>This is important and available, but what we have is not adequate for my needs</u>	<u>This is important, but is unavailable to me</u>	<u>This is not important to me</u>	<u>N</u>
OVERALL		3%	5%	16%	76%	598
Gender of Respondent	Female	2%	4%	17%	77%	392
	Male	4%	5%	16%	75%	183
Age of Respondent	Under 40 years old	2%	4%	16%	78%	96
	40-49 years old	2%	3%	18%	77%	127
	50-59 years old	1%	6%	18%	75%	80
	60-69 years old	4%	7%	20%	69%	110
	70 years old or older	4%	5%	13%	78%	105
Marital Status	Married	3%	5%	16%	76%	448
	Not Currently Married	2%	5%	16%	78%	129
Children in Household	No Children at Home	5%	5%	14%	76%	310
	Have Child in Household Under 5	2%	1%	21%	76%	103
	Have Child in Household 6-12	1%	6%	21%	72%	151
	Have Child in Household 13-18	3%	2%	23%	73%	111
Have Grandchildren	Have Grandchild	9%	4%	18%	69%	67
	Do Not Have a Grandchild	2%	5%	16%	77%	505
Household Income	Less than \$40,000	6%	2%	15%	77%	66
	\$40,000-\$69,999	4%	5%	21%	71%	82
	\$70,000-\$99,999	1%	5%	18%	76%	120
	\$100,000 or more	2%	6%	15%	77%	235
Employment Status	Employed Full-time	2%	4%	17%	77%	350
	Employed Part-Time	5%	5%	17%	73%	77
	Retired	4%	6%	13%	77%	213
	Not Currently Employed				100%	15
Resident/Taxpayer	Resident/Taxpayer	3%	5%	16%	76%	575
	Non-Resident/Taxpayer		8%	25%	67%	12
Years Residing in York	5 years or less in York		4%	16%	80%	111
	6-10 years in York	1%	6%	18%	75%	87
	11-20 years in York	4%	7%	17%	72%	134
	21-35 years in York	5%	2%	14%	79%	128
	More than 35 years in York	7%	4%	16%	73%	112
Months/Year at York Residence	12 months	4%	5%	16%	76%	510
	Less than 12 months/per year	2%	5%	18%	75%	61
Neighborhood/Area of York	Cape Neddick	3%	4%	16%	77%	110
	York Beach	5%	7%	15%	74%	106
	York Harbor	2%	8%	9%	81%	53
	York Village	4%	4%	19%	74%	178
	Other Area	3%	4%	14%	79%	139
Voted in Last Town Election	Voted	4%	5%	16%	76%	466
	Didn't vote	1%	5%	16%	77%	91
Likelihood of Voting in Next Town Election	Somewhat/Very Likely	4%	5%	16%	76%	535
	Somewhat/Very Unlikely			21%	79%	28
Importance of Parks & Rec. to Vote	Very important	4%	7%	24%	66%	283
	Important	3%	4%	12%	81%	168
	Unimportant	4%	2%	4%	91%	53
	Very unimportant			8%	92%	26

Section IV - eval_outdoorpickleball: Please rate each of the following recreation facilities/amenities based on their level of importance, their availability to you, and how well they meet you and/or your family's recreation needs - Outdoor pickleball courts

		<u>This is important, available, and what we have meets my needs</u>	<u>This is important and available, but what we have is not adequate for my needs</u>	<u>This is important, but is unavailable to me</u>	<u>This is not important to me</u>	<u>N</u>
OVERALL		5%	5%	14%	77%	590
Gender of Respondent	Female	4%	4%	15%	77%	385
	Male	4%	7%	13%	75%	182
Age of Respondent	Under 40 years old	4%	5%	13%	78%	96
	40-49 years old	1%	4%	18%	78%	125
	50-59 years old	6%	5%	16%	72%	79
	60-69 years old	5%	7%	17%	71%	109
	70 years old or older	5%	5%	12%	78%	102
Marital Status	Married	4%	5%	14%	76%	442
	Not Currently Married	6%	5%	13%	76%	127
Children in Household	No Children at Home	6%	6%	11%	77%	304
	Have Child in Household Under 5	2%	2%	21%	75%	102
	Have Child in Household 6-12	1%	6%	20%	73%	150
	Have Child in Household 13-18	4%	3%	21%	73%	110
Have Grandchildren	Have Grandchild	12%	6%	12%	70%	66
	Do Not Have a Grandchild	3%	5%	14%	78%	498
Household Income	Less than \$40,000	9%	2%	14%	75%	64
	\$40,000-\$69,999	6%	4%	16%	74%	81
	\$70,000-\$99,999	3%	7%	17%	74%	119
	\$100,000 or more	3%	6%	14%	78%	232
Employment Status	Employed Full-time	3%	4%	16%	76%	348
	Employed Part-Time	4%	7%	11%	79%	75
	Retired	7%	6%	11%	76%	207
	Not Currently Employed	7%			93%	15
Resident/Taxpayer	Resident/Taxpayer	5%	5%	14%	76%	568
	Non-Resident/Taxpayer	9%		27%	64%	11
Years Residing in York	5 years or less in York		4%	15%	82%	109
	6-10 years in York	1%	5%	17%	77%	87
	11-20 years in York	6%	8%	14%	72%	133
	21-35 years in York	9%	3%	12%	76%	125
	More than 35 years in York	5%	5%	15%	74%	110
Months/Year at York Residence	12 months	5%	5%	14%	77%	506
	Less than 12 months/per year	3%	9%	16%	72%	58
Neighborhood/Area of York	Cape Neddick	3%	6%	12%	80%	108
	York Beach	6%	8%	15%	71%	104
	York Harbor	8%	4%	10%	79%	52
	York Village	5%	5%	15%	75%	175
	Other Area	4%	3%	14%	79%	139
Voted in Last Town Election	Voted	5%	5%	15%	76%	459
	Didn't vote	3%	9%	11%	77%	91
Likelihood of Voting in Next Town Election	Somewhat/Very Likely	5%	5%	14%	76%	529
	Somewhat/Very Unlikely		4%	15%	81%	27
Importance of Parks & Rec. to Vote	Very important	5%	7%	21%	67%	281
	Important	4%	4%	10%	81%	163
	Unimportant	6%	4%	4%	87%	53
	Very unimportant	4%		8%	88%	26

Section IV - eval_skatepark: Please rate each of the following recreation facilities/amenities based on their level of importance, their availability to you, and how well they meet you and/or your family's recreation needs - Skateboard/action sports park

		<u>This is important, available, and what we have meets my needs</u>	<u>This is important and available, but what we have is not adequate for my needs</u>	<u>This is important, but is unavailable to me</u>	<u>This is not important to me</u>	<u>N</u>
OVERALL		6%	7%	19%	69%	588
Gender of Respondent	Female	4%	7%	22%	66%	389
	Male	8%	7%	13%	72%	177
Age of Respondent	Under 40 years old	5%	12%	34%	48%	97
	40-49 years old	6%	7%	35%	51%	125
	50-59 years old	5%	9%	19%	67%	79
	60-69 years old	5%	5%	7%	84%	110
	70 years old or older	3%	5%	4%	88%	101
Marital Status	Married	5%	7%	20%	67%	443
	Not Currently Married	6%	7%	15%	71%	126
Children in Household	No Children at Home	6%	5%	7%	83%	306
	Have Child in Household Under 5	7%	5%	39%	49%	100
	Have Child in Household 6-12	6%	13%	34%	47%	149
	Have Child in Household 13-18	4%	11%	31%	54%	108
Have Grandchildren	Have Grandchild	17%	8%	9%	67%	66
	Do Not Have a Grandchild	4%	7%	20%	69%	496
Household Income	Less than \$40,000	9%	2%	8%	82%	65
	\$40,000-\$69,999	8%	8%	13%	73%	80
	\$70,000-\$99,999	3%	8%	30%	59%	121
	\$100,000 or more	6%	9%	21%	64%	232
Employment Status	Employed Full-time	6%	10%	28%	57%	344
	Employed Part-Time	3%	5%	18%	74%	77
	Retired	5%	5%	4%	86%	207
	Not Currently Employed			20%	80%	15
Resident/Taxpayer	Resident/Taxpayer	5%	7%	19%	69%	566
	Non-Resident/Taxpayer	8%	25%	8%	58%	12
Years Residing in York	5 years or less in York	2%	8%	28%	62%	109
	6-10 years in York	5%	6%	30%	60%	87
	11-20 years in York	5%	9%	20%	66%	131
	21-35 years in York	8%	6%	15%	71%	126
	More than 35 years in York	8%	7%	5%	79%	111
Months/Year at York Residence	12 months	6%	7%	20%	67%	504
	Less than 12 months/per year	7%	9%	7%	78%	58
Neighborhood/Area of York	Cape Neddick	1%	7%	25%	66%	107
	York Beach	6%	10%	16%	68%	101
	York Harbor	8%	6%	15%	71%	52
	York Village	8%	7%	16%	68%	176
	Other Area	6%	6%	21%	68%	140
Voted in Last Town Election	Voted	6%	7%	19%	68%	460
	Didn't vote	2%	9%	19%	70%	89
Likelihood of Voting in Next Town Election	Somewhat/Very Likely	6%	8%	19%	68%	528
	Somewhat/Very Unlikely	7%	4%	18%	71%	28
Importance of Parks & Rec. to Vote	Very important	7%	8%	25%	59%	283
	Important	3%	10%	16%	72%	165
	Unimportant	9%		9%	81%	53
	Very unimportant	4%		8%	88%	25

Section IV - eval_playgrounds: Please rate each of the following recreation facilities/amenities based on their level of importance, their availability to you, and how well they meet you and/or your family's recreation needs - Playgrounds

		<u>This is important, available, and what we have meets my needs</u>	<u>This is important and available, but what we have is not adequate for my needs</u>	<u>This is important, but is unavailable to me</u>	<u>This is not important to me</u>	<u>N</u>
OVERALL		40%	19%	9%	32%	598
Gender of Respondent	Female	39%	24%	10%	27%	396
	Male	41%	11%	7%	40%	179
Age of Respondent	Under 40 years old	48%	34%	12%	5%	97
	40-49 years old	50%	28%	9%	13%	127
	50-59 years old	39%	20%	10%	31%	80
	60-69 years old	35%	12%	9%	44%	111
	70 years old or older	26%	13%	9%	53%	104
Marital Status	Married	41%	21%	9%	29%	449
	Not Currently Married	36%	15%	9%	41%	128
Children in Household	No Children at Home	34%	13%	7%	47%	311
	Have Child in Household Under 5	49%	33%	13%	5%	102
	Have Child in Household 6-12	55%	28%	11%	7%	152
	Have Child in Household 13-18	46%	21%	8%	25%	110
Have Grandchildren	Have Grandchild	46%	10%	7%	36%	67
	Do Not Have a Grandchild	39%	21%	9%	31%	503
Household Income	Less than \$40,000	32%	12%	6%	50%	66
	\$40,000-\$69,999	45%	13%	13%	30%	80
	\$70,000-\$99,999	44%	26%	6%	25%	121
	\$100,000 or more	43%	26%	11%	20%	236
Employment Status	Employed Full-time	46%	25%	10%	18%	351
	Employed Part-Time	47%	20%	8%	25%	76
	Retired	30%	10%	7%	53%	211
	Not Currently Employed	33%	13%	13%	40%	15
Resident/Taxpayer	Resident/Taxpayer	40%	20%	9%	31%	576
	Non-Resident/Taxpayer	33%	17%	8%	42%	12
Years Residing in York	5 years or less in York	40%	28%	11%	22%	111
	6-10 years in York	42%	28%	7%	23%	86
	11-20 years in York	42%	14%	7%	37%	132
	21-35 years in York	37%	18%	12%	34%	130
	More than 35 years in York	41%	15%	6%	38%	114
Months/Year at York Residence	12 months	42%	21%	8%	29%	510
	Less than 12 months/per year	30%	10%	10%	50%	60
Neighborhood/Area of York	Cape Neddick	42%	17%	9%	31%	109
	York Beach	39%	17%	8%	36%	103
	York Harbor	39%	22%	7%	31%	54
	York Village	44%	19%	7%	30%	177
	Other Area	35%	23%	11%	32%	142
Voted in Last Town Election	Voted	43%	19%	7%	31%	468
	Didn't vote	26%	25%	15%	33%	91
Likelihood of Voting in Next Town Election	Somewhat/Very Likely	41%	20%	7%	31%	538
	Somewhat/Very Unlikely	29%	14%	21%	36%	28
Importance of Parks & Rec. to Vote	Very important	40%	28%	9%	23%	285
	Important	44%	18%	9%	29%	167
	Unimportant	43%	4%	6%	48%	54
	Very unimportant	38%		4%	58%	26

Section IV - eval_indoortennis: Please rate each of the following recreation facilities/amenities based on their level of importance, their availability to you, and how well they meet you and/or your family's recreation needs - Indoor tennis courts

		<u>This is important, available, and what we have meets my needs</u>	<u>This is important and available, but what we have is not adequate for my needs</u>	<u>This is important, but is unavailable to me</u>	<u>This is not important to me</u>	<u>N</u>
OVERALL		3%	6%	25%	66%	597
Gender of Respondent	Female	2%	6%	28%	64%	391
	Male	4%	7%	21%	68%	183
Age of Respondent	Under 40 years old	3%	8%	35%	53%	96
	40-49 years old	2%	7%	43%	48%	127
	50-59 years old	2%	13%	29%	55%	82
	60-69 years old	5%	4%	15%	77%	109
	70 years old or older	1%	5%	11%	83%	105
Marital Status	Married	3%	6%	27%	63%	447
	Not Currently Married	2%	7%	19%	72%	129
Children in Household	No Children at Home	4%	5%	13%	79%	309
	Have Child in Household Under 5	2%	5%	36%	57%	101
	Have Child in Household 6-12	3%	10%	46%	41%	150
	Have Child in Household 13-18	2%	6%	41%	51%	112
Have Grandchildren	Have Grandchild	7%	6%	9%	78%	67
	Do Not Have a Grandchild	2%	7%	27%	64%	504
Household Income	Less than \$40,000	1%	4%	10%	84%	67
	\$40,000-\$69,999	5%	7%	10%	78%	81
	\$70,000-\$99,999		5%	31%	64%	119
	\$100,000 or more	4%	9%	33%	53%	235
Employment Status	Employed Full-time	3%	8%	35%	54%	350
	Employed Part-Time	4%	8%	22%	67%	78
	Retired	2%	5%	9%	84%	210
	Not Currently Employed			27%	73%	15
Resident/Taxpayer	Resident/Taxpayer	3%	6%	25%	65%	574
	Non-Resident/Taxpayer	8%		17%	75%	12
Years Residing in York	5 years or less in York	2%	4%	31%	64%	110
	6-10 years in York	2%	6%	33%	59%	88
	11-20 years in York	4%	10%	28%	58%	134
	21-35 years in York	5%	5%	21%	69%	128
	More than 35 years in York	4%	6%	13%	77%	111
Months/Year at York Residence	12 months	3%	6%	26%	64%	510
	Less than 12 months/per year	7%	7%	12%	75%	59
Neighborhood/Area of York	Cape Neddick	3%	8%	27%	62%	111
	York Beach	4%	7%	13%	76%	104
	York Harbor	4%	8%	30%	58%	53
	York Village	3%	8%	27%	62%	178
	Other Area	4%	3%	27%	67%	139
Voted in Last Town Election	Voted	3%	7%	26%	64%	468
	Didn't vote	1%	3%	23%	73%	88
Likelihood of Voting in Next Town Election	Somewhat/Very Likely	3%	7%	25%	65%	536
	Somewhat/Very Unlikely			22%	78%	27
Importance of Parks & Rec. to Vote	Very important	3%	9%	38%	50%	285
	Important	2%	7%	19%	72%	166
	Unimportant	6%		6%	89%	53
	Very unimportant	4%		4%	92%	26

Section IV - eval_outdoortennis: Please rate each of the following recreation facilities/amenities based on their level of importance, their availability to you, and how well they meet you and/or your family's recreation needs - Outdoor tennis courts

		<u>This is important, available, and what we have meets my needs</u>	<u>This is important and available, but what we have is not adequate for my needs</u>	<u>This is important, but is unavailable to me</u>	<u>This is not important to me</u>	<u>N</u>
OVERALL		30%	15%	8%	47%	592
Gender of Respondent	Female	30%	16%	9%	46%	388
	Male	31%	15%	9%	45%	181
Age of Respondent	Under 40 years old	31%	23%	11%	34%	96
	40-49 years old	39%	19%	13%	30%	128
	50-59 years old	30%	22%	11%	37%	82
	60-69 years old	26%	11%	10%	53%	108
	70 years old or older	22%	7%	2%	69%	99
Marital Status	Married	32%	15%	9%	43%	444
	Not Currently Married	24%	16%	6%	55%	126
Children in Household	No Children at Home	24%	11%	7%	58%	303
	Have Child in Household Under 5	32%	18%	13%	37%	100
	Have Child in Household 6-12	40%	23%	12%	25%	151
	Have Child in Household 13-18	42%	20%	6%	32%	111
Have Grandchildren	Have Grandchild	31%	14%	3%	52%	65
	Do Not Have a Grandchild	29%	15%	9%	46%	500
Household Income	Less than \$40,000	25%	10%	5%	60%	63
	\$40,000-\$69,999	23%	12%	6%	59%	82
	\$70,000-\$99,999	31%	14%	10%	45%	119
	\$100,000 or more	35%	21%	11%	34%	234
Employment Status	Employed Full-time	34%	20%	12%	34%	351
	Employed Part-Time	38%	16%	5%	41%	76
	Retired	23%	7%	4%	66%	205
	Not Currently Employed	27%	13%		60%	15
Resident/Taxpayer	Resident/Taxpayer	30%	15%	8%	46%	569
	Non-Resident/Taxpayer	25%		17%	58%	12
Years Residing in York	5 years or less in York	17%	19%	12%	52%	107
	6-10 years in York	31%	11%	17%	40%	89
	11-20 years in York	33%	17%	8%	42%	135
	21-35 years in York	36%	17%	5%	42%	125
	More than 35 years in York	31%	13%	4%	53%	111
Months/Year at York Residence	12 months	31%	15%	9%	45%	504
	Less than 12 months/per year	19%	14%	8%	59%	59
Neighborhood/Area of York	Cape Neddick	24%	19%	10%	47%	111
	York Beach	30%	12%	9%	50%	104
	York Harbor	31%	9%	9%	50%	54
	York Village	37%	16%	6%	41%	173
	Other Area	26%	15%	10%	49%	138
Voted in Last Town Election	Voted	32%	16%	9%	44%	464
	Didn't vote	18%	16%	8%	58%	89
Likelihood of Voting in Next Town Election	Somewhat/Very Likely	31%	16%	8%	45%	532
	Somewhat/Very Unlikely	11%	11%	11%	67%	27
Importance of Parks & Rec. to Vote	Very important	31%	22%	11%	37%	284
	Important	31%	13%	9%	47%	166
	Unimportant	34%	4%	2%	60%	53
	Very unimportant	22%	4%	4%	70%	27

Section IV - eval_outdoorperforming: Please rate each of the following recreation facilities/amenities based on their level of importance, their availability to you, and how well they meet you and/or your family's recreation needs - Outdoor bandstand/performing arts center

		<u>This is important, available, and what we have meets my needs</u>	<u>This is important and available, but what we have is not adequate for my needs</u>	<u>This is important, but is unavailable to me</u>	<u>This is not important to me</u>	<u>N</u>
OVERALL		41%	15%	13%	31%	599
Gender of Respondent	Female	41%	17%	15%	28%	394
	Male	40%	14%	12%	35%	182
Age of Respondent	Under 40 years old	31%	14%	24%	31%	97
	40-49 years old	45%	12%	13%	31%	127
	50-59 years old	28%	28%	18%	27%	83
	60-69 years old	48%	16%	12%	25%	109
	70 years old or older	43%	17%	8%	32%	104
Marital Status	Married	42%	15%	13%	30%	447
	Not Currently Married	36%	16%	15%	33%	128
Children in Household	No Children at Home	43%	16%	9%	32%	311
	Have Child in Household Under 5	30%	15%	25%	30%	103
	Have Child in Household 6-12	42%	14%	19%	24%	153
	Have Child in Household 13-18	36%	19%	14%	31%	111
Have Grandchildren	Have Grandchild	54%	12%	9%	25%	67
	Do Not Have a Grandchild	38%	16%	14%	31%	504
Household Income	Less than \$40,000	30%	23%	14%	33%	66
	\$40,000-\$69,999	54%	16%	7%	22%	81
	\$70,000-\$99,999	43%	16%	20%	21%	122
	\$100,000 or more	36%	15%	15%	35%	233
Employment Status	Employed Full-time	38%	16%	17%	29%	350
	Employed Part-Time	49%	18%	9%	25%	80
	Retired	46%	14%	10%	30%	207
	Not Currently Employed	20%	20%	7%	53%	15
Resident/Taxpayer	Resident/Taxpayer	40%	16%	14%	30%	577
	Non-Resident/Taxpayer	55%		9%	36%	11
Years Residing in York	5 years or less in York	41%	14%	18%	27%	110
	6-10 years in York	44%	15%	23%	18%	88
	11-20 years in York	36%	17%	11%	36%	137
	21-35 years in York	40%	17%	11%	32%	124
	More than 35 years in York	45%	16%	9%	30%	115
Months/Year at York Residence	12 months	40%	16%	14%	30%	512
	Less than 12 months/per year	49%	15%	5%	31%	59
Neighborhood/Area of York	Cape Neddick	36%	18%	12%	34%	113
	York Beach	50%	17%	10%	24%	105
	York Harbor	31%	13%	15%	41%	54
	York Village	44%	19%	11%	27%	177
	Other Area	36%	9%	20%	34%	137
Voted in Last Town Election	Voted	41%	14%	14%	30%	470
	Didn't vote	36%	20%	11%	33%	90
Likelihood of Voting in Next Town Election	Somewhat/Very Likely	40%	15%	14%	30%	539
	Somewhat/Very Unlikely	48%	11%	7%	33%	27
Importance of Parks & Rec. to Vote	Very important	37%	19%	20%	25%	285
	Important	45%	16%	12%	27%	164
	Unimportant	47%	5%	4%	44%	55
	Very unimportant	44%	4%		52%	27

Section IV - eval_dogpark: Please rate each of the following recreation facilities/amenities based on their level of importance, their availability to you, and how well they meet you and/or your family's recreation needs - Pet/dog parks

		<u>This is important, available, and what we have meets my needs</u>	<u>This is important and available, but what we have is not adequate for my needs</u>	<u>This is important, but is unavailable to me</u>	<u>This is not important to me</u>	<u>N</u>
OVERALL		12%	13%	25%	50%	607
Gender of Respondent	Female	11%	14%	27%	48%	400
	Male	13%	11%	20%	56%	183
Age of Respondent	Under 40 years old	11%	13%	31%	44%	97
	40-49 years old	11%	16%	34%	39%	129
	50-59 years old	11%	13%	35%	40%	82
	60-69 years old	12%	13%	19%	57%	112
	70 years old or older	10%	10%	14%	66%	104
Marital Status	Married	10%	12%	26%	52%	452
	Not Currently Married	15%	15%	23%	47%	130
Children in Household	No Children at Home	11%	15%	19%	55%	317
	Have Child in Household Under 5	8%	12%	28%	52%	102
	Have Child in Household 6-12	13%	13%	37%	38%	151
	Have Child in Household 13-18	16%	10%	35%	38%	110
Have Grandchildren	Have Grandchild	15%	12%	19%	54%	67
	Do Not Have a Grandchild	11%	13%	26%	50%	512
Household Income	Less than \$40,000	7%	13%	27%	52%	67
	\$40,000-\$69,999	14%	16%	13%	57%	83
	\$70,000-\$99,999	10%	12%	29%	50%	119
	\$100,000 or more	12%	14%	31%	44%	239
Employment Status	Employed Full-time	12%	14%	31%	43%	355
	Employed Part-Time	15%	13%	28%	44%	79
	Retired	11%	11%	13%	65%	212
	Not Currently Employed	7%	7%	27%	60%	15
Resident/Taxpayer	Resident/Taxpayer	12%	13%	26%	49%	583
	Non-Resident/Taxpayer	8%	15%	23%	54%	13
Years Residing in York	5 years or less in York	7%	15%	25%	53%	109
	6-10 years in York	9%	14%	40%	37%	91
	11-20 years in York	14%	13%	22%	51%	138
	21-35 years in York	18%	14%	22%	46%	128
	More than 35 years in York	11%	10%	22%	57%	115
Months/Year at York Residence	12 months	12%	13%	25%	49%	517
	Less than 12 months/per year	12%	10%	23%	55%	60
Neighborhood/Area of York	Cape Neddick	11%	13%	30%	46%	112
	York Beach	14%	13%	19%	54%	108
	York Harbor	18%	15%	15%	53%	55
	York Village	12%	11%	25%	51%	178
	Other Area	9%	14%	29%	48%	140
Voted in Last Town Election	Voted	13%	13%	25%	48%	475
	Didn't vote	6%	8%	30%	57%	90
Likelihood of Voting in Next Town Election	Somewhat/Very Likely	13%	13%	25%	49%	544
	Somewhat/Very Unlikely	4%	7%	30%	59%	27
Importance of Parks & Rec. to Vote	Very important	11%	15%	32%	42%	286
	Important	11%	12%	22%	55%	167
	Unimportant	11%	4%	22%	64%	55
	Very unimportant	22%	7%	4%	67%	27

Section IV - eval_outdoorice: Please rate each of the following recreation facilities/amenities based on their level of importance, their availability to you, and how well they meet you and/or your family's recreation needs - Outdoor ice skating area

		<u>This is important, available, and what we have meets my needs</u>	<u>This is important and available, but what we have is not adequate for my needs</u>	<u>This is important, but is unavailable to me</u>	<u>This is not important to me</u>	<u>N</u>
OVERALL		12%	21%	26%	41%	604
Gender of Respondent	Female	11%	23%	28%	37%	397
	Male	10%	18%	24%	49%	182
Age of Respondent	Under 40 years old	7%	24%	45%	24%	96
	40-49 years old	10%	31%	40%	19%	129
	50-59 years old	11%	29%	35%	26%	84
	60-69 years old	14%	16%	16%	55%	109
	70 years old or older	8%	11%	10%	72%	103
Marital Status	Married	11%	23%	28%	38%	452
	Not Currently Married	10%	13%	24%	53%	128
Children in Household	No Children at Home	12%	14%	18%	56%	313
	Have Child in Household Under 5	13%	21%	46%	20%	103
	Have Child in Household 6-12	8%	31%	43%	17%	153
	Have Child in Household 13-18	14%	32%	28%	26%	111
Have Grandchildren	Have Grandchild	25%	15%	16%	44%	68
	Do Not Have a Grandchild	9%	21%	28%	41%	507
Household Income	Less than \$40,000	14%	5%	21%	61%	66
	\$40,000-\$69,999	16%	14%	19%	52%	81
	\$70,000-\$99,999	4%	30%	34%	32%	121
	\$100,000 or more	11%	26%	32%	31%	236
Employment Status	Employed Full-time	10%	28%	36%	26%	355
	Employed Part-Time	16%	29%	27%	29%	77
	Retired	11%	11%	11%	67%	209
	Not Currently Employed		20%	27%	53%	15
Resident/Taxpayer	Resident/Taxpayer	12%	21%	27%	40%	581
	Non-Resident/Taxpayer		25%	33%	42%	12
Years Residing in York	5 years or less in York	5%	20%	39%	36%	110
	6-10 years in York	10%	26%	40%	24%	89
	11-20 years in York	8%	23%	23%	45%	137
	21-35 years in York	18%	23%	20%	39%	127
	More than 35 years in York	16%	16%	15%	54%	115
Months/Year at York Residence	12 months	12%	22%	28%	38%	514
	Less than 12 months/per year	7%	10%	20%	63%	60
Neighborhood/Area of York	Cape Neddick	12%	21%	26%	42%	112
	York Beach	8%	17%	19%	56%	106
	York Harbor	9%	16%	27%	48%	56
	York Village	15%	27%	27%	32%	177
	Other Area	11%	19%	33%	37%	139
Voted in Last Town Election	Voted	13%	22%	26%	39%	473
	Didn't vote	6%	18%	30%	47%	90
Likelihood of Voting in Next Town Election	Somewhat/Very Likely	12%	22%	27%	40%	543
	Somewhat/Very Unlikely	7%	4%	33%	56%	27
Importance of Parks & Rec. to Vote	Very important	10%	26%	34%	30%	287
	Important	10%	20%	27%	43%	166
	Unimportant	31%	7%	13%	49%	55
	Very unimportant	11%	4%	4%	81%	27

Section V - prog_artculture: Please rate the following recreation programs and activities based on their importance, availability, and how well they meet you and/or your family's recreation needs - Arts and cultural programs

		<u>This is important, available, and what we have meets my needs</u>	<u>This is important and available, but what we have is not adequate for my needs</u>	<u>This is important, but is unavailable to me</u>	<u>This is not important and/or I'm not interested</u>	<u>N</u>
OVERALL		30%	29%	18%	23%	601
Gender of Respondent	Female	27%	34%	21%	18%	396
	Male	34%	22%	13%	30%	178
Age of Respondent	Under 40 years old	17%	32%	32%	19%	96
	40-49 years old	29%	33%	20%	17%	127
	50-59 years old	22%	31%	23%	24%	83
	60-69 years old	34%	28%	14%	24%	112
	70 years old or older	38%	30%	9%	23%	106
Marital Status	Married	31%	30%	20%	19%	448
	Not Currently Married	24%	31%	13%	31%	127
Children in Household	No Children at Home	33%	27%	12%	28%	313
	Have Child in Household Under 5	21%	33%	35%	11%	98
	Have Child in Household 6-12	28%	36%	25%	12%	151
	Have Child in Household 13-18	21%	35%	23%	21%	112
Have Grandchildren	Have Grandchild	41%	25%	13%	22%	64
	Do Not Have a Grandchild	28%	31%	19%	22%	507
Household Income	Less than \$40,000	31%	28%	15%	26%	68
	\$40,000-\$69,999	39%	30%	14%	17%	84
	\$70,000-\$99,999	24%	34%	23%	20%	123
	\$100,000 or more	29%	32%	20%	19%	234
Employment Status	Employed Full-time	23%	32%	24%	21%	349
	Employed Part-Time	41%	30%	16%	13%	79
	Retired	36%	28%	10%	26%	213
	Not Currently Employed	20%	33%	20%	27%	15
Resident/Taxpayer	Resident/Taxpayer	29%	30%	18%	23%	585
	Non-Resident/Taxpayer	33%	33%	25%	8%	12
Years Residing in York	5 years or less in York	27%	35%	28%	10%	111
	6-10 years in York	24%	32%	26%	18%	92
	11-20 years in York	27%	30%	17%	27%	138
	21-35 years in York	33%	26%	15%	27%	128
	More than 35 years in York	38%	29%	7%	26%	115
Months/Year at York Residence	12 months	30%	29%	20%	22%	520
	Less than 12 months/per year	30%	36%	5%	30%	61
Neighborhood/Area of York	Cape Neddick	29%	27%	17%	28%	112
	York Beach	30%	29%	19%	22%	104
	York Harbor	21%	38%	23%	18%	56
	York Village	29%	32%	15%	24%	173
	Other Area	33%	28%	20%	19%	141
Voted in Last Town Election	Voted	32%	28%	18%	22%	478
	Didn't vote	22%	34%	16%	28%	90
Likelihood of Voting in Next Town Election	Somewhat/Very Likely	30%	30%	18%	22%	546
	Somewhat/Very Unlikely	29%	36%	7%	29%	28
Importance of Parks & Rec. to Vote	Very important	25%	34%	25%	17%	289
	Important	27%	37%	16%	20%	166
	Unimportant	42%	5%	7%	45%	55
	Very unimportant	44%			56%	27

Section V - prog_musicconcerts: Please rate the following recreation programs and activities based on their importance, availability, and how well they meet you and/or your family's recreation needs - Musical concerts and performances

		<u>This is important, available, and what we have meets my needs</u>	<u>This is important and available, but what we have is not adequate for my needs</u>	<u>This is important, but is unavailable to me</u>	<u>This is not important and/or I'm not interested</u>	<u>N</u>
OVERALL		37%	31%	16%	16%	605
Gender of Respondent	Female	35%	35%	17%	13%	401
	Male	40%	25%	15%	20%	177
Age of Respondent	Under 40 years old	21%	37%	25%	17%	95
	40-49 years old	41%	33%	16%	11%	128
	50-59 years old	31%	37%	15%	17%	84
	60-69 years old	41%	24%	19%	16%	113
	70 years old or older	42%	33%	9%	16%	106
Marital Status	Married	38%	30%	16%	15%	450
	Not Currently Married	30%	36%	16%	18%	129
Children in Household	No Children at Home	43%	27%	13%	17%	317
	Have Child in Household Under 5	17%	40%	29%	14%	98
	Have Child in Household 6-12	34%	34%	19%	13%	151
	Have Child in Household 13-18	30%	40%	17%	13%	112
Have Grandchildren	Have Grandchild	49%	26%	12%	12%	65
	Do Not Have a Grandchild	34%	33%	17%	16%	510
Household Income	Less than \$40,000	32%	35%	17%	16%	69
	\$40,000-\$69,999	50%	27%	16%	7%	86
	\$70,000-\$99,999	34%	34%	18%	14%	122
	\$100,000 or more	36%	33%	15%	16%	235
Employment Status	Employed Full-time	31%	33%	20%	16%	350
	Employed Part-Time	45%	30%	15%	10%	80
	Retired	44%	27%	11%	18%	215
	Not Currently Employed	27%	33%	7%	33%	15
Resident/Taxpayer	Resident/Taxpayer	36%	31%	16%	17%	589
	Non-Resident/Taxpayer	50%	33%	8%	8%	12
Years Residing in York	5 years or less in York	29%	38%	22%	12%	112
	6-10 years in York	27%	40%	22%	12%	93
	11-20 years in York	35%	29%	16%	21%	139
	21-35 years in York	40%	29%	14%	17%	127
	More than 35 years in York	52%	24%	9%	15%	117
Months/Year at York Residence	12 months	36%	30%	18%	16%	524
	Less than 12 months/per year	41%	38%	3%	18%	61
Neighborhood/Area of York	Cape Neddick	31%	30%	15%	23%	112
	York Beach	40%	30%	16%	14%	105
	York Harbor	23%	39%	20%	18%	56
	York Village	39%	32%	14%	14%	175
	Other Area	40%	29%	17%	14%	142
Voted in Last Town Election	Voted	39%	30%	15%	16%	482
	Didn't vote	30%	37%	13%	19%	89
Likelihood of Voting in Next Town Election	Somewhat/Very Likely	37%	31%	16%	16%	552
	Somewhat/Very Unlikely	37%	37%	7%	19%	27
Importance of Parks & Rec. to Vote	Very important	33%	34%	20%	13%	291
	Important	33%	40%	14%	13%	168
	Unimportant	49%	5%	15%	31%	55
	Very unimportant	59%	4%		37%	27

Section V - prog_holiday: Please rate the following recreation programs and activities based on their importance, availability, and how well they meet you and/or your family's recreation needs - Holiday/Special Events

		<u>This is important, available, and what we have meets my needs</u>	<u>This is important and available, but what we have is not adequate for my needs</u>	<u>This is important, but is unavailable to me</u>	<u>This is not important and/or I'm not interested</u>	<u>N</u>
OVERALL		46%	21%	13%	20%	589
Gender of Respondent	Female	47%	24%	15%	14%	392
	Male	43%	16%	11%	29%	174
Age of Respondent	Under 40 years old	40%	22%	21%	16%	94
	40-49 years old	52%	19%	15%	14%	125
	50-59 years old	36%	30%	15%	20%	81
	60-69 years old	49%	19%	13%	19%	112
	70 years old or older	49%	22%	8%	21%	104
Marital Status	Married	48%	21%	14%	18%	437
	Not Currently Married	41%	21%	13%	25%	127
Children in Household	No Children at Home	47%	19%	12%	22%	309
	Have Child in Household Under 5	40%	25%	24%	11%	95
	Have Child in Household 6-12	46%	24%	15%	14%	149
	Have Child in Household 13-18	42%	27%	14%	17%	109
Have Grandchildren	Have Grandchild	41%	25%	10%	24%	63
	Do Not Have a Grandchild	46%	21%	14%	19%	497
Household Income	Less than \$40,000	46%	18%	15%	21%	67
	\$40,000-\$69,999	58%	20%	8%	14%	85
	\$70,000-\$99,999	45%	22%	13%	21%	119
	\$100,000 or more	45%	22%	17%	15%	229
Employment Status	Employed Full-time	44%	23%	17%	17%	342
	Employed Part-Time	57%	19%	11%	13%	79
	Retired	48%	19%	10%	23%	207
	Not Currently Employed	50%	29%		21%	14
Resident/Taxpayer	Resident/Taxpayer	45%	21%	13%	20%	573
	Non-Resident/Taxpayer	58%	8%	17%	17%	12
Years Residing in York	5 years or less in York	45%	27%	16%	11%	110
	6-10 years in York	43%	24%	20%	13%	89
	11-20 years in York	45%	20%	9%	27%	138
	21-35 years in York	48%	20%	14%	18%	122
	More than 35 years in York	51%	16%	8%	25%	113
Months/Year at York Residence	12 months	46%	20%	14%	20%	510
	Less than 12 months/per year	51%	26%	5%	18%	61
Neighborhood/Area of York	Cape Neddick	44%	19%	11%	26%	108
	York Beach	47%	27%	10%	16%	105
	York Harbor	38%	25%	13%	25%	53
	York Village	48%	19%	15%	18%	170
	Other Area	47%	20%	15%	18%	138
Voted in Last Town Election	Voted	47%	20%	13%	20%	469
	Didn't vote	43%	27%	13%	17%	90
Likelihood of Voting in Next Town Election	Somewhat/Very Likely	46%	21%	14%	20%	535
	Somewhat/Very Unlikely	50%	21%	11%	18%	28
Importance of Parks & Rec. to Vote	Very important	43%	23%	18%	17%	284
	Important	43%	27%	12%	17%	164
	Unimportant	53%	5%	9%	33%	55
	Very unimportant	63%	4%		33%	27

Section V - prog_pwd: Please rate the following recreation programs and activities based on their importance, availability, and how well they meet you and/or your family's recreation needs - Recreation programs for people with disabilities

		<u>This is important, available, and what we have meets my needs</u>	<u>This is important and available, but what we have is not adequate for my needs</u>	<u>This is important, but is unavailable to me</u>	<u>This is not important and/or I'm not interested</u>	<u>N</u>
OVERALL		14%	17%	19%	50%	583
Gender of Respondent	Female	12%	20%	20%	49%	383
	Male	17%	14%	15%	55%	176
Age of Respondent	Under 40 years old	11%	10%	26%	52%	96
	40-49 years old	10%	23%	21%	45%	124
	50-59 years old	15%	20%	20%	44%	79
	60-69 years old	14%	18%	19%	49%	112
	70 years old or older	16%	21%	11%	52%	104
Marital Status	Married	15%	17%	18%	50%	435
	Not Currently Married	10%	18%	21%	51%	125
Children in Household	No Children at Home	16%	16%	16%	51%	305
	Have Child in Household Under 5	7%	21%	27%	44%	95
	Have Child in Household 6-12	12%	18%	20%	51%	146
	Have Child in Household 13-18	8%	17%	18%	57%	106
Have Grandchildren	Have Grandchild	21%	21%	15%	44%	62
	Do Not Have a Grandchild	13%	17%	18%	52%	493
Household Income	Less than \$40,000	19%	18%	18%	45%	67
	\$40,000-\$69,999	15%	20%	18%	48%	82
	\$70,000-\$99,999	10%	18%	23%	48%	120
	\$100,000 or more	14%	19%	17%	50%	229
Employment Status	Employed Full-time	12%	19%	21%	48%	340
	Employed Part-Time	19%	19%	17%	45%	78
	Retired	15%	17%	16%	52%	206
	Not Currently Employed	14%	14%	21%	50%	14
Resident/Taxpayer	Resident/Taxpayer	14%	17%	18%	50%	567
	Non-Resident/Taxpayer	25%	17%	17%	42%	12
Years Residing in York	5 years or less in York	12%	12%	22%	54%	109
	6-10 years in York	9%	19%	22%	50%	90
	11-20 years in York	16%	16%	16%	52%	134
	21-35 years in York	19%	19%	21%	41%	124
	More than 35 years in York	17%	23%	10%	50%	109
Months/Year at York Residence	12 months	14%	16%	19%	50%	504
	Less than 12 months/per year	13%	23%	11%	52%	61
Neighborhood/Area of York	Cape Neddick	12%	12%	24%	51%	107
	York Beach	13%	17%	17%	52%	105
	York Harbor	15%	17%	11%	57%	54
	York Village	13%	22%	17%	48%	166
	Other Area	17%	17%	19%	47%	138
Voted in Last Town Election	Voted	15%	18%	18%	49%	461
	Didn't vote	10%	16%	13%	60%	91
Likelihood of Voting in Next Town Election	Somewhat/Very Likely	15%	18%	19%	49%	529
	Somewhat/Very Unlikely	11%	14%	11%	64%	28
Importance of Parks & Rec. to Vote	Very important	12%	21%	23%	44%	283
	Important	13%	15%	21%	51%	160
	Unimportant	17%	11%	6%	67%	54
	Very unimportant	41%	4%		56%	27

Section V - prog_prek: Please rate the following recreation programs and activities based on their importance, availability, and how well they meet you and/or your family's recreation needs - Pre-kindergarten activities

		<u>This is important, available, and what we have meets my needs</u>	<u>This is important and available, but what we have is not adequate for my needs</u>	<u>This is important, but is unavailable to me</u>	<u>This is not important and/or I'm not interested</u>	<u>N</u>
OVERALL		13%	11%	12%	64%	592
Gender of Respondent	Female	12%	13%	14%	60%	390
	Male	12%	6%	9%	73%	177
Age of Respondent	Under 40 years old	7%	22%	29%	42%	96
	40-49 years old	21%	14%	17%	47%	126
	50-59 years old	11%	7%	10%	72%	82
	60-69 years old	11%	10%	7%	72%	112
	70 years old or older	9%	5%	3%	84%	105
Marital Status	Married	15%	12%	13%	59%	441
	Not Currently Married	5%	7%	9%	79%	128
Children in Household	No Children at Home	8%	7%	6%	79%	308
	Have Child in Household Under 5	13%	30%	39%	18%	98
	Have Child in Household 6-12	18%	16%	17%	49%	148
	Have Child in Household 13-18	13%	12%	8%	67%	108
Have Grandchildren	Have Grandchild	21%	15%	3%	61%	62
	Do Not Have a Grandchild	12%	11%	13%	65%	502
Household Income	Less than \$40,000	7%	1%	9%	82%	68
	\$40,000-\$69,999	11%	12%	8%	69%	83
	\$70,000-\$99,999	15%	13%	16%	57%	122
	\$100,000 or more	16%	15%	16%	54%	231
Employment Status	Employed Full-time	15%	15%	18%	52%	345
	Employed Part-Time	10%	10%	10%	70%	79
	Retired	10%	7%	4%	79%	210
	Not Currently Employed	20%		7%	73%	15
Resident/Taxpayer	Resident/Taxpayer	13%	11%	12%	64%	576
	Non-Resident/Taxpayer	8%	17%	17%	58%	12
Years Residing in York	5 years or less in York	14%	13%	21%	52%	112
	6-10 years in York	14%	14%	16%	55%	91
	11-20 years in York	11%	9%	10%	69%	134
	21-35 years in York	12%	11%	11%	66%	127
	More than 35 years in York	15%	9%	5%	70%	111
Months/Year at York Residence	12 months	14%	10%	14%	62%	511
	Less than 12 months/per year	5%	13%	3%	79%	62
Neighborhood/Area of York	Cape Neddick	13%	11%	17%	59%	108
	York Beach	9%	10%	8%	73%	105
	York Harbor	11%	11%	11%	67%	54
	York Village	17%	10%	10%	62%	173
	Other Area	11%	12%	14%	62%	140
Voted in Last Town Election	Voted	15%	10%	12%	63%	468
	Didn't vote	5%	11%	11%	73%	91
Likelihood of Voting in Next Town Election	Somewhat/Very Likely	14%	11%	12%	64%	537
	Somewhat/Very Unlikely		7%	11%	82%	28
Importance of Parks & Rec. to Vote	Very important	14%	15%	17%	54%	288
	Important	11%	10%	11%	67%	163
	Unimportant	9%	2%	2%	87%	54
	Very unimportant	15%			85%	27

Section V - prog_teenafterschool: Please rate the following recreation programs and activities based on their importance, availability, and how well they meet you and/or your family's recreation needs - Out-of-school activities for teens

		<u>This is important, available, and what we have meets my needs</u>	<u>This is important and available, but what we have is not adequate for my needs</u>	<u>This is important, but is unavailable to me</u>	<u>This is not important and/or I'm not interested</u>	<u>N</u>
OVERALL		11%	22%	19%	48%	595
Gender of Respondent	Female	9%	24%	22%	45%	393
	Male	11%	20%	15%	54%	177
Age of Respondent	Under 40 years old	5%	28%	30%	36%	96
	40-49 years old	12%	38%	29%	21%	126
	50-59 years old	8%	24%	25%	42%	83
	60-69 years old	9%	13%	12%	66%	112
	70 years old or older	12%	17%	7%	64%	104
Marital Status	Married	11%	24%	19%	46%	441
	Not Currently Married	6%	17%	23%	53%	128
Children in Household	No Children at Home	10%	14%	11%	65%	310
	Have Child in Household Under 5	14%	23%	35%	28%	96
	Have Child in Household 6-12	7%	42%	31%	20%	150
	Have Child in Household 13-18	10%	37%	31%	23%	111
Have Grandchildren	Have Grandchild	17%	22%	13%	48%	63
	Do Not Have a Grandchild	9%	23%	20%	49%	503
Household Income	Less than \$40,000	12%	12%	24%	52%	67
	\$40,000-\$69,999	11%	19%	15%	55%	85
	\$70,000-\$99,999	11%	26%	26%	37%	122
	\$100,000 or more	10%	31%	20%	40%	230
Employment Status	Employed Full-time	10%	30%	26%	34%	346
	Employed Part-Time	9%	19%	23%	49%	78
	Retired	11%	12%	9%	68%	211
	Not Currently Employed	7%	33%	7%	53%	15
Resident/Taxpayer	Resident/Taxpayer	11%	22%	19%	48%	579
	Non-Resident/Taxpayer	17%	33%	8%	42%	12
Years Residing in York	5 years or less in York	9%	24%	22%	45%	110
	6-10 years in York	5%	24%	24%	46%	91
	11-20 years in York	12%	23%	20%	45%	137
	21-35 years in York	12%	26%	18%	44%	127
	More than 35 years in York	15%	17%	12%	57%	113
Months/Year at York Residence	12 months	10%	23%	21%	46%	514
	Less than 12 months/per year	10%	16%	7%	67%	61
Neighborhood/Area of York	Cape Neddick	9%	25%	20%	45%	110
	York Beach	9%	10%	16%	64%	107
	York Harbor	9%	25%	16%	49%	55
	York Village	13%	25%	21%	41%	171
	Other Area	9%	25%	20%	46%	138
Voted in Last Town Election	Voted	11%	23%	19%	46%	474
	Didn't vote	8%	16%	15%	62%	89
Likelihood of Voting in Next Town Election	Somewhat/Very Likely	11%	23%	20%	47%	541
	Somewhat/Very Unlikely	4%	30%	7%	59%	27
Importance of Parks & Rec. to Vote	Very important	9%	30%	26%	35%	289
	Important	7%	22%	20%	51%	162
	Unimportant	9%	6%	6%	80%	54
	Very unimportant	26%			74%	27

Section V - prog_elementaryafterschool: Please rate the following recreation programs and activities based on their importance, availability, and how well they meet you and/or your family's recreation needs - After-school programs for elementary and middle school children

		<u>This is important, available, and what we have meets my needs</u>	<u>This is important and available, but what we have is not adequate for my needs</u>	<u>This is important, but is unavailable to me</u>	<u>This is not important and/or I'm not interested</u>	<u>N</u>
OVERALL		24%	20%	12%	44%	593
Gender of Respondent	Female	24%	22%	13%	41%	389
	Male	23%	18%	12%	48%	181
Age of Respondent	Under 40 years old	32%	24%	22%	22%	95
	40-49 years old	29%	40%	14%	17%	127
	50-59 years old	21%	16%	16%	46%	85
	60-69 years old	21%	9%	8%	62%	110
	70 years old or older	15%	12%	6%	68%	103
Marital Status	Married	26%	22%	11%	41%	444
	Not Currently Married	17%	15%	17%	52%	126
Children in Household	No Children at Home	18%	11%	7%	64%	309
	Have Child in Household Under 5	29%	33%	25%	13%	97
	Have Child in Household 6-12	32%	41%	18%	9%	152
	Have Child in Household 13-18	29%	28%	16%	28%	112
Have Grandchildren	Have Grandchild	34%	15%	5%	46%	65
	Do Not Have a Grandchild	23%	21%	13%	44%	500
Household Income	Less than \$40,000	20%	9%	15%	55%	65
	\$40,000-\$69,999	21%	20%	8%	51%	85
	\$70,000-\$99,999	24%	23%	13%	40%	121
	\$100,000 or more	29%	26%	14%	31%	234
Employment Status	Employed Full-time	28%	28%	16%	27%	348
	Employed Part-Time	24%	22%	13%	41%	76
	Retired	17%	9%	5%	69%	207
	Not Currently Employed	27%	13%	13%	47%	15
Resident/Taxpayer	Resident/Taxpayer	24%	20%	12%	43%	578
	Non-Resident/Taxpayer	36%	9%		55%	11
Years Residing in York	5 years or less in York	27%	24%	15%	35%	109
	6-10 years in York	20%	27%	13%	40%	90
	11-20 years in York	23%	22%	13%	42%	137
	21-35 years in York	24%	20%	13%	42%	127
	More than 35 years in York	28%	10%	5%	57%	113
Months/Year at York Residence	12 months	25%	21%	13%	41%	515
	Less than 12 months/per year	16%	13%	2%	69%	61
Neighborhood/Area of York	Cape Neddick	23%	15%	14%	47%	112
	York Beach	15%	15%	8%	62%	104
	York Harbor	24%	25%	15%	36%	55
	York Village	33%	19%	12%	36%	172
	Other Area	21%	26%	13%	40%	137
Voted in Last Town Election	Voted	26%	20%	12%	42%	473
	Didn't vote	17%	17%	9%	57%	89
Likelihood of Voting in Next Town Election	Somewhat/Very Likely	25%	21%	12%	43%	540
	Somewhat/Very Unlikely	21%	11%	7%	61%	28
Importance of Parks & Rec. to Vote	Very important	25%	28%	14%	33%	288
	Important	21%	18%	13%	48%	163
	Unimportant	29%	2%	5%	64%	56
	Very unimportant	42%			58%	26

Section V - prog_camps: Please rate the following recreation programs and activities based on their importance, availability, and how well they meet you and/or your family's recreation needs - Summer day camps for children and youth

		<u>This is important, available, and what we have meets my needs</u>	<u>This is important and available, but what we have is not adequate for my needs</u>	<u>This is important, but is unavailable to me</u>	<u>This is not important and/or I'm not interested</u>	<u>N</u>
OVERALL		37%	15%	7%	41%	588
Gender of Respondent	Female	38%	16%	8%	39%	389
	Male	35%	16%	6%	43%	175
Age of Respondent	Under 40 years old	42%	26%	11%	21%	96
	40-49 years old	54%	21%	8%	17%	128
	50-59 years old	33%	17%	10%	41%	83
	60-69 years old	26%	6%	7%	61%	109
	70 years old or older	24%	15%	5%	57%	102
Marital Status	Married	39%	16%	7%	39%	443
	Not Currently Married	28%	15%	11%	47%	122
Children in Household	No Children at Home	25%	9%	6%	60%	304
	Have Child in Household Under 5	43%	30%	14%	12%	97
	Have Child in Household 6-12	59%	24%	7%	11%	151
	Have Child in Household 13-18	49%	19%	6%	26%	109
Have Grandchildren	Have Grandchild	44%	13%	3%	40%	62
	Do Not Have a Grandchild	36%	16%	8%	41%	498
Household Income	Less than \$40,000	32%	11%	9%	48%	65
	\$40,000-\$69,999	27%	17%	7%	49%	83
	\$70,000-\$99,999	36%	22%	9%	33%	118
	\$100,000 or more	47%	16%	7%	31%	236
Employment Status	Employed Full-time	45%	20%	9%	27%	347
	Employed Part-Time	44%	16%	4%	36%	77
	Retired	23%	9%	5%	63%	201
	Not Currently Employed	27%	7%		67%	15
Resident/Taxpayer	Resident/Taxpayer	37%	16%	7%	40%	573
	Non-Resident/Taxpayer	27%			73%	11
Years Residing in York	5 years or less in York	38%	24%	6%	31%	112
	6-10 years in York	34%	18%	9%	39%	89
	11-20 years in York	38%	13%	8%	41%	133
	21-35 years in York	37%	16%	10%	38%	125
	More than 35 years in York	38%	7%	3%	52%	112
Months/Year at York Residence	12 months	38%	16%	8%	38%	510
	Less than 12 months/per year	25%	8%	3%	63%	60
Neighborhood/Area of York	Cape Neddick	37%	14%	7%	42%	110
	York Beach	23%	15%	7%	56%	102
	York Harbor	41%	15%	7%	37%	54
	York Village	43%	15%	7%	36%	169
	Other Area	39%	18%	8%	35%	139
Voted in Last Town Election	Voted	38%	16%	7%	39%	468
	Didn't vote	29%	15%	7%	49%	89
Likelihood of Voting in Next Town Election	Somewhat/Very Likely	38%	16%	7%	39%	536
	Somewhat/Very Unlikely	22%	7%	4%	67%	27
Importance of Parks & Rec. to Vote	Very important	40%	22%	7%	30%	282
	Important	32%	14%	10%	44%	164
	Unimportant	29%		5%	66%	56
	Very unimportant	44%			56%	27

Section V - prog_adultnonsport: Please rate the following recreation programs and activities based on their importance, availability, and how well they meet you and/or your family's recreation needs - Non-sport adult recreation activities

		<u>This is important, available, and what we have meets my needs</u>	<u>This is important and available, but what we have is not adequate for my needs</u>	<u>This is important, but is unavailable to me</u>	<u>This is not important and/or I'm not interested</u>	<u>N</u>
OVERALL		21%	22%	12%	45%	594
Gender of Respondent	Female	20%	22%	14%	44%	390
	Male	21%	25%	8%	46%	178
Age of Respondent	Under 40 years old	11%	20%	25%	44%	96
	40-49 years old	16%	19%	10%	55%	127
	50-59 years old	10%	28%	18%	44%	82
	60-69 years old	28%	20%	9%	42%	109
	70 years old or older	26%	30%	6%	39%	105
Marital Status	Married	21%	20%	11%	47%	445
	Not Currently Married	17%	34%	13%	35%	126
Children in Household	No Children at Home	25%	25%	11%	39%	311
	Have Child in Household Under 5	15%	16%	22%	48%	96
	Have Child in Household 6-12	15%	21%	12%	53%	151
	Have Child in Household 13-18	18%	22%	11%	49%	109
Have Grandchildren	Have Grandchild	41%	22%	6%	30%	63
	Do Not Have a Grandchild	18%	23%	13%	47%	502
Household Income	Less than \$40,000	29%	32%	15%	24%	66
	\$40,000-\$69,999	32%	25%	11%	33%	85
	\$70,000-\$99,999	12%	25%	16%	47%	118
	\$100,000 or more	18%	20%	11%	51%	234
Employment Status	Employed Full-time	16%	22%	15%	47%	344
	Employed Part-Time	21%	27%	10%	42%	78
	Retired	29%	27%	8%	36%	209
	Not Currently Employed	7%	20%	7%	67%	15
Resident/Taxpayer	Resident/Taxpayer	20%	23%	12%	45%	579
	Non-Resident/Taxpayer	45%	18%	9%	27%	11
Years Residing in York	5 years or less in York	15%	22%	13%	51%	110
	6-10 years in York	16%	27%	18%	40%	90
	11-20 years in York	19%	24%	8%	49%	133
	21-35 years in York	28%	23%	16%	33%	129
	More than 35 years in York	28%	20%	8%	44%	115
Months/Year at York Residence	12 months	20%	22%	12%	45%	514
	Less than 12 months/per year	30%	28%	8%	34%	61
Neighborhood/Area of York	Cape Neddick	23%	19%	14%	44%	109
	York Beach	23%	31%	8%	38%	106
	York Harbor	15%	19%	15%	52%	54
	York Village	22%	22%	12%	44%	172
	Other Area	18%	21%	13%	48%	139
Voted in Last Town Election	Voted	24%	23%	11%	42%	472
	Didn't vote	10%	19%	13%	58%	90
Likelihood of Voting in Next Town Election	Somewhat/Very Likely	22%	22%	12%	44%	540
	Somewhat/Very Unlikely	14%	29%	11%	46%	28
Importance of Parks & Rec. to Vote	Very important	20%	22%	15%	44%	287
	Important	20%	28%	12%	40%	162
	Unimportant	27%	16%	4%	54%	56
	Very unimportant	33%	4%	4%	59%	27

Section V - prog_seniorrec: Please rate the following recreation programs and activities based on their importance, availability, and how well they meet you and/or your family's recreation needs - Senior recreation activities

		<u>This is important, available, and what we have meets my needs</u>	<u>This is important and available, but what we have is not adequate for my needs</u>	<u>This is important, but is unavailable to me</u>	<u>This is not important and/or I'm not interested</u>	<u>N</u>
OVERALL		29%	17%	8%	46%	594
Gender of Respondent	Female	29%	17%	8%	46%	390
	Male	28%	19%	7%	47%	178
Age of Respondent	Under 40 years old	13%	8%	10%	69%	96
	40-49 years old	20%	8%	8%	64%	127
	50-59 years old	19%	14%	10%	58%	80
	60-69 years old	42%	23%	7%	27%	111
	70 years old or older	38%	35%	4%	23%	104
Marital Status	Married	28%	16%	8%	48%	446
	Not Currently Married	30%	23%	8%	38%	125
Children in Household	No Children at Home	38%	23%	8%	31%	312
	Have Child in Household Under 5	15%	12%	12%	62%	95
	Have Child in Household 6-12	17%	7%	10%	66%	149
	Have Child in Household 13-18	18%	10%	5%	67%	109
Have Grandchildren	Have Grandchild	46%	29%	8%	17%	63
	Do Not Have a Grandchild	26%	16%	8%	50%	503
Household Income	Less than \$40,000	41%	26%	11%	23%	66
	\$40,000-\$69,999	38%	23%	4%	36%	84
	\$70,000-\$99,999	26%	13%	10%	50%	121
	\$100,000 or more	21%	15%	8%	56%	233
Employment Status	Employed Full-time	20%	13%	8%	59%	344
	Employed Part-Time	28%	10%	6%	55%	78
	Retired	44%	29%	7%	21%	209
	Not Currently Employed	27%	13%		60%	15
Resident/Taxpayer	Resident/Taxpayer	29%	17%	8%	47%	579
	Non-Resident/Taxpayer	36%	27%		36%	11
Years Residing in York	5 years or less in York	23%	10%	12%	56%	111
	6-10 years in York	21%	20%	9%	50%	90
	11-20 years in York	26%	18%	5%	50%	133
	21-35 years in York	38%	20%	7%	35%	128
	More than 35 years in York	38%	19%	7%	36%	115
Months/Year at York Residence	12 months	28%	15%	9%	48%	514
	Less than 12 months/per year	43%	31%		26%	61
Neighborhood/Area of York	Cape Neddick	25%	17%	5%	53%	110
	York Beach	34%	28%	3%	35%	106
	York Harbor	24%	15%	7%	54%	54
	York Village	29%	14%	11%	46%	172
	Other Area	28%	13%	9%	49%	138
Voted in Last Town Election	Voted	31%	17%	8%	44%	472
	Didn't vote	19%	20%	8%	54%	91
Likelihood of Voting in Next Town Election	Somewhat/Very Likely	29%	17%	8%	46%	540
	Somewhat/Very Unlikely	29%	21%	4%	46%	28
Importance of Parks & Rec. to Vote	Very important	27%	17%	8%	49%	286
	Important	26%	23%	10%	41%	164
	Unimportant	41%	7%	4%	48%	56
	Very unimportant	48%			52%	27

Section V - prog_seniormeals: Please rate the following recreation programs and activities based on their importance, availability, and how well they meet you and/or your family's recreation needs - Senior meals

		<u>This is important, available, and what we have meets my needs</u>	<u>This is important and available, but what we have is not adequate for my needs</u>	<u>This is important, but is unavailable to me</u>	<u>This is not important and/or I'm not interested</u>	<u>N</u>
OVERALL		32%	11%	7%	50%	589
Gender of Respondent	Female	31%	12%	8%	50%	388
	Male	32%	11%	5%	52%	176
Age of Respondent	Under 40 years old	12%	11%	14%	64%	94
	40-49 years old	20%	6%	7%	67%	126
	50-59 years old	21%	10%	10%	59%	80
	60-69 years old	45%	14%	4%	38%	109
	70 years old or older	47%	17%	4%	32%	104
Marital Status	Married	31%	11%	7%	52%	442
	Not Currently Married	35%	14%	7%	43%	125
Children in Household	No Children at Home	43%	15%	6%	37%	312
	Have Child in Household Under 5	15%	11%	12%	63%	95
	Have Child in Household 6-12	18%	5%	10%	66%	146
	Have Child in Household 13-18	17%	7%	6%	71%	106
Have Grandchildren	Have Grandchild	54%	16%	3%	27%	63
	Do Not Have a Grandchild	29%	11%	7%	53%	499
Household Income	Less than \$40,000	48%	18%	6%	28%	65
	\$40,000-\$69,999	43%	13%	4%	40%	83
	\$70,000-\$99,999	25%	7%	8%	61%	119
	\$100,000 or more	23%	12%	7%	58%	232
Employment Status	Employed Full-time	20%	11%	9%	60%	340
	Employed Part-Time	30%	5%	5%	59%	76
	Retired	50%	17%	3%	30%	210
	Not Currently Employed	20%	13%	7%	60%	15
Resident/Taxpayer	Resident/Taxpayer	32%	11%	7%	51%	576
	Non-Resident/Taxpayer	40%	30%		30%	10
Years Residing in York	5 years or less in York	20%	7%	11%	62%	111
	6-10 years in York	21%	15%	7%	57%	89
	11-20 years in York	33%	10%	4%	54%	134
	21-35 years in York	39%	17%	9%	35%	125
	More than 35 years in York	46%	11%	4%	39%	114
Months/Year at York Residence	12 months	30%	11%	7%	52%	513
	Less than 12 months/per year	47%	19%	2%	32%	59
Neighborhood/Area of York	Cape Neddick	28%	8%	6%	58%	109
	York Beach	38%	21%	3%	38%	104
	York Harbor	24%	15%	7%	54%	54
	York Village	34%	9%	8%	49%	172
	Other Area	28%	9%	9%	54%	137
Voted in Last Town Election	Voted	33%	12%	7%	48%	466
	Didn't vote	27%	11%	3%	58%	91
Likelihood of Voting in Next Town Election	Somewhat/Very Likely	31%	12%	7%	50%	535
	Somewhat/Very Unlikely	36%	11%		54%	28
Importance of Parks & Rec. to Vote	Very important	27%	11%	8%	55%	281
	Important	30%	16%	8%	45%	166
	Unimportant	44%	9%	2%	45%	55
	Very unimportant	52%			48%	27

Section V - prog_fitness: Please rate the following recreation programs and activities based on their importance, availability, and how well they meet you and/or your family's recreation needs - Fitness programs

		<u>This is important, available, and what we have meets my needs</u>	<u>This is important and available, but what we have is not adequate for my needs</u>	<u>This is important, but is unavailable to me</u>	<u>This is not important and/or I'm not interested</u>	<u>N</u>
OVERALL		27%	33%	17%	23%	598
Gender of Respondent	Female	27%	35%	19%	19%	397
	Male	22%	34%	13%	32%	176
Age of Respondent	Under 40 years old	11%	46%	25%	18%	96
	40-49 years old	26%	37%	20%	17%	129
	50-59 years old	17%	39%	24%	20%	83
	60-69 years old	29%	29%	11%	30%	112
	70 years old or older	36%	30%	7%	27%	103
Marital Status	Married	27%	35%	16%	21%	449
	Not Currently Married	22%	32%	17%	29%	126
Children in Household	No Children at Home	32%	26%	13%	29%	310
	Have Child in Household Under 5	19%	43%	24%	13%	99
	Have Child in Household 6-12	20%	42%	24%	14%	152
	Have Child in Household 13-18	20%	44%	17%	20%	112
Have Grandchildren	Have Grandchild	44%	22%	11%	23%	64
	Do Not Have a Grandchild	24%	36%	18%	23%	506
Household Income	Less than \$40,000	34%	25%	16%	24%	67
	\$40,000-\$69,999	34%	27%	14%	25%	85
	\$70,000-\$99,999	18%	41%	17%	23%	121
	\$100,000 or more	24%	39%	18%	19%	237
Employment Status	Employed Full-time	21%	40%	20%	19%	350
	Employed Part-Time	32%	35%	17%	17%	78
	Retired	36%	28%	10%	26%	208
	Not Currently Employed	20%	20%	7%	53%	15
Resident/Taxpayer	Resident/Taxpayer	26%	34%	17%	23%	584
	Non-Resident/Taxpayer	45%	36%		18%	11
Years Residing in York	5 years or less in York	16%	40%	26%	18%	111
	6-10 years in York	22%	40%	21%	17%	90
	11-20 years in York	25%	34%	16%	25%	135
	21-35 years in York	34%	28%	13%	25%	130
	More than 35 years in York	34%	30%	10%	27%	115
Months/Year at York Residence	12 months	26%	33%	17%	23%	517
	Less than 12 months/per year	26%	38%	10%	26%	61
Neighborhood/Area of York	Cape Neddick	23%	36%	18%	23%	111
	York Beach	32%	32%	13%	22%	105
	York Harbor	24%	33%	22%	20%	54
	York Village	28%	28%	18%	26%	175
	Other Area	22%	40%	15%	22%	139
Voted in Last Town Election	Voted	28%	33%	17%	22%	474
	Didn't vote	21%	36%	14%	29%	92
Likelihood of Voting in Next Town Election	Somewhat/Very Likely	27%	34%	16%	22%	542
	Somewhat/Very Unlikely	32%	29%	11%	29%	28
Importance of Parks & Rec. to Vote	Very important	23%	41%	20%	15%	288
	Important	23%	36%	18%	23%	167
	Unimportant	44%	11%	5%	40%	55
	Very unimportant	48%		4%	48%	27

Section V - prog_nature: Please rate the following recreation programs and activities based on their importance, availability, and how well they meet you and/or your family's recreation needs - Nature or environmental education programs

		<u>This is important, available, and what we have meets my needs</u>	<u>This is important and available, but what we have is not adequate for my needs</u>	<u>This is important, but is unavailable to me</u>	<u>This is not important and/or I'm not interested</u>	<u>N</u>
OVERALL		41%	25%	12%	22%	597
Gender of Respondent	Female	41%	27%	12%	20%	393
	Male	40%	22%	11%	27%	179
Age of Respondent	Under 40 years old	35%	35%	18%	11%	96
	40-49 years old	52%	30%	8%	10%	128
	50-59 years old	30%	33%	20%	17%	81
	60-69 years old	39%	18%	11%	32%	112
	70 years old or older	40%	20%	5%	35%	102
Marital Status	Married	43%	25%	12%	21%	450
	Not Currently Married	34%	26%	12%	27%	122
Children in Household	No Children at Home	37%	21%	12%	31%	311
	Have Child in Household Under 5	42%	29%	20%	9%	97
	Have Child in Household 6-12	51%	32%	7%	10%	151
	Have Child in Household 13-18	44%	32%	8%	16%	111
Have Grandchildren	Have Grandchild	51%	25%	2%	22%	63
	Do Not Have a Grandchild	40%	25%	13%	22%	504
Household Income	Less than \$40,000	41%	26%	9%	24%	66
	\$40,000-\$69,999	45%	18%	18%	19%	84
	\$70,000-\$99,999	41%	33%	9%	17%	122
	\$100,000 or more	41%	28%	11%	19%	236
Employment Status	Employed Full-time	40%	30%	14%	16%	350
	Employed Part-Time	56%	24%	9%	10%	78
	Retired	38%	18%	9%	34%	208
	Not Currently Employed	50%	29%	7%	14%	14
Resident/Taxpayer	Resident/Taxpayer	41%	25%	12%	23%	582
	Non-Resident/Taxpayer	55%	36%		9%	11
Years Residing in York	5 years or less in York	43%	30%	13%	14%	112
	6-10 years in York	38%	23%	18%	21%	90
	11-20 years in York	42%	25%	11%	22%	138
	21-35 years in York	44%	24%	12%	20%	128
	More than 35 years in York	38%	22%	7%	32%	112
Months/Year at York Residence	12 months	41%	25%	12%	21%	518
	Less than 12 months/per year	38%	21%	8%	33%	61
Neighborhood/Area of York	Cape Neddick	35%	36%	13%	17%	112
	York Beach	38%	25%	13%	25%	106
	York Harbor	43%	17%	17%	24%	54
	York Village	46%	19%	11%	25%	171
	Other Area	43%	28%	10%	19%	140
Voted in Last Town Election	Voted	44%	25%	11%	21%	476
	Didn't vote	29%	26%	16%	30%	90
Likelihood of Voting in Next Town Election	Somewhat/Very Likely	43%	24%	11%	22%	544
	Somewhat/Very Unlikely	22%	30%	15%	33%	27
Importance of Parks & Rec. to Vote	Very important	43%	30%	11%	16%	288
	Important	37%	27%	13%	23%	166
	Unimportant	46%	13%	16%	25%	56
	Very unimportant	56%			44%	27

Section V - prog_sportlessons: Please rate the following recreation programs and activities based on their importance, availability, and how well they meet you and/or your family's recreation needs - Sports lessons or instruction

		<u>This is important, available, and what we have meets my needs</u>	<u>This is important and available, but what we have is not adequate for my needs</u>	<u>This is important, but is unavailable to me</u>	<u>This is not important and/or I'm not interested</u>	<u>N</u>
OVERALL		32%	23%	9%	36%	593
Gender of Respondent	Female	32%	25%	9%	34%	392
	Male	31%	21%	10%	38%	177
Age of Respondent	Under 40 years old	39%	33%	15%	14%	95
	40-49 years old	40%	38%	9%	14%	128
	50-59 years old	21%	37%	15%	27%	81
	60-69 years old	28%	11%	7%	54%	110
	70 years old or older	21%	10%	6%	63%	105
Marital Status	Married	34%	24%	10%	32%	445
	Not Currently Married	22%	18%	9%	50%	125
Children in Household	No Children at Home	24%	14%	8%	54%	308
	Have Child in Household Under 5	44%	36%	15%	5%	98
	Have Child in Household 6-12	38%	40%	11%	11%	151
	Have Child in Household 13-18	43%	25%	11%	21%	111
Have Grandchildren	Have Grandchild	33%	17%	3%	47%	64
	Do Not Have a Grandchild	31%	24%	10%	35%	501
Household Income	Less than \$40,000	24%	18%	7%	51%	68
	\$40,000-\$69,999	28%	18%	7%	47%	85
	\$70,000-\$99,999	30%	29%	11%	30%	122
	\$100,000 or more	37%	30%	10%	23%	232
Employment Status	Employed Full-time	35%	32%	12%	21%	347
	Employed Part-Time	53%	18%	8%	21%	77
	Retired	22%	10%	6%	62%	209
	Not Currently Employed	23%	38%		38%	13
Resident/Taxpayer	Resident/Taxpayer	31%	23%	10%	36%	578
	Non-Resident/Taxpayer	64%	18%		18%	11
Years Residing in York	5 years or less in York	35%	24%	10%	31%	111
	6-10 years in York	27%	34%	11%	28%	89
	11-20 years in York	33%	25%	9%	32%	138
	21-35 years in York	35%	18%	10%	37%	126
	More than 35 years in York	26%	17%	7%	50%	112
Months/Year at York Residence	12 months	32%	24%	10%	34%	512
	Less than 12 months/per year	29%	16%	3%	52%	62
Neighborhood/Area of York	Cape Neddick	31%	24%	13%	32%	111
	York Beach	28%	19%	11%	42%	106
	York Harbor	26%	22%	13%	39%	54
	York Village	35%	24%	8%	33%	172
	Other Area	34%	25%	6%	35%	138
Voted in Last Town Election	Voted	33%	23%	10%	34%	471
	Didn't vote	26%	22%	8%	44%	91
Likelihood of Voting in Next Town Election	Somewhat/Very Likely	32%	24%	9%	34%	540
	Somewhat/Very Unlikely	18%	14%	11%	57%	28
Importance of Parks & Rec. to Vote	Very important	32%	33%	13%	23%	286
	Important	32%	20%	8%	40%	167
	Unimportant	38%	5%	2%	55%	56
	Very unimportant	33%			67%	27

Section V - prog_adultsport: Please rate the following recreation programs and activities based on their importance, availability, and how well they meet you and/or your family's recreation needs - Adult recreational sports

		<u>This is important, available, and what we have meets my needs</u>	<u>This is important and available, but what we have is not adequate for my needs</u>	<u>This is important, but is unavailable to me</u>	<u>This is not important and/or I'm not interested</u>	<u>N</u>
OVERALL		22%	23%	12%	42%	592
Gender of Respondent	Female	21%	25%	11%	43%	389
	Male	24%	22%	15%	39%	178
Age of Respondent	Under 40 years old	21%	31%	15%	33%	97
	40-49 years old	24%	35%	12%	28%	124
	50-59 years old	21%	33%	17%	28%	81
	60-69 years old	22%	15%	13%	50%	109
	70 years old or older	16%	13%	8%	63%	104
Marital Status	Married	24%	25%	12%	39%	441
	Not Currently Married	14%	18%	11%	56%	125
Children in Household	No Children at Home	21%	16%	11%	53%	310
	Have Child in Household Under 5	26%	29%	19%	27%	97
	Have Child in Household 6-12	20%	39%	14%	28%	148
	Have Child in Household 13-18	28%	32%	10%	30%	109
Have Grandchildren	Have Grandchild	27%	14%	6%	52%	63
	Do Not Have a Grandchild	21%	25%	13%	42%	500
Household Income	Less than \$40,000	19%	15%	10%	55%	67
	\$40,000-\$69,999	25%	18%	11%	47%	85
	\$70,000-\$99,999	18%	31%	12%	39%	122
	\$100,000 or more	23%	29%	13%	35%	229
Employment Status	Employed Full-time	22%	31%	15%	32%	345
	Employed Part-Time	29%	27%	9%	35%	77
	Retired	20%	12%	9%	60%	208
	Not Currently Employed	17%	8%	8%	67%	12
Resident/Taxpayer	Resident/Taxpayer	22%	24%	12%	42%	577
	Non-Resident/Taxpayer	45%	9%	9%	36%	11
Years Residing in York	5 years or less in York	16%	25%	11%	47%	110
	6-10 years in York	18%	29%	15%	38%	91
	11-20 years in York	21%	30%	13%	36%	135
	21-35 years in York	32%	16%	14%	38%	125
	More than 35 years in York	23%	18%	8%	51%	114
Months/Year at York Residence	12 months	22%	24%	14%	41%	511
	Less than 12 months/per year	22%	19%	3%	56%	63
Neighborhood/Area of York	Cape Neddick	20%	25%	15%	40%	110
	York Beach	20%	18%	12%	50%	106
	York Harbor	17%	26%	17%	41%	54
	York Village	26%	23%	12%	39%	172
	Other Area	23%	27%	8%	42%	136
Voted in Last Town Election	Voted	24%	23%	13%	40%	470
	Didn't vote	13%	26%	9%	52%	91
Likelihood of Voting in Next Town Election	Somewhat/Very Likely	23%	24%	12%	41%	537
	Somewhat/Very Unlikely	7%	11%	11%	71%	28
Importance of Parks & Rec. to Vote	Very important	20%	35%	15%	30%	283
	Important	22%	19%	12%	47%	165
	Unimportant	20%	4%	5%	71%	56
	Very unimportant	37%			63%	27

Section V - prog_youthsport: Please rate the following recreation programs and activities based on their importance, availability, and how well they meet you and/or your family's recreation needs - Youth recreational sports

		<u>This is important, available, and what we have meets my needs</u>	<u>This is important and available, but what we have is not adequate for my needs</u>	<u>This is important, but is unavailable to me</u>	<u>This is not important and/or I'm not interested</u>	<u>N</u>
OVERALL		27%	18%	10%	45%	597
Gender of Respondent	Female	28%	19%	12%	40%	393
	Male	23%	16%	8%	53%	179
Age of Respondent	Under 40 years old	40%	28%	15%	18%	96
	40-49 years old	31%	31%	18%	20%	127
	50-59 years old	20%	23%	12%	45%	84
	60-69 years old	21%	8%	6%	65%	111
	70 years old or older	18%	8%	6%	68%	104
Marital Status	Married	28%	20%	10%	42%	447
	Not Currently Married	24%	12%	13%	51%	125
Children in Household	No Children at Home	19%	7%	7%	66%	310
	Have Child in Household Under 5	35%	28%	21%	16%	96
	Have Child in Household 6-12	34%	38%	17%	11%	151
	Have Child in Household 13-18	39%	27%	11%	24%	113
Have Grandchildren	Have Grandchild	27%	13%	5%	55%	62
	Do Not Have a Grandchild	26%	19%	11%	44%	506
Household Income	Less than \$40,000	23%	15%	8%	55%	66
	\$40,000-\$69,999	25%	9%	13%	53%	85
	\$70,000-\$99,999	28%	22%	12%	38%	122
	\$100,000 or more	29%	25%	11%	35%	234
Employment Status	Employed Full-time	32%	26%	13%	30%	349
	Employed Part-Time	30%	22%	10%	38%	79
	Retired	18%	5%	6%	71%	207
	Not Currently Employed	33%	7%	13%	47%	15
Resident/Taxpayer	Resident/Taxpayer	27%	18%	11%	45%	582
	Non-Resident/Taxpayer	45%			55%	11
Years Residing in York	5 years or less in York	26%	18%	15%	41%	110
	6-10 years in York	22%	23%	14%	40%	90
	11-20 years in York	28%	20%	8%	44%	137
	21-35 years in York	33%	14%	11%	43%	129
	More than 35 years in York	25%	16%	4%	54%	114
Months/Year at York Residence	12 months	28%	19%	11%	42%	516
	Less than 12 months/per year	21%	11%	3%	64%	61
Neighborhood/Area of York	Cape Neddick	27%	15%	14%	44%	111
	York Beach	20%	11%	11%	58%	107
	York Harbor	22%	24%	7%	47%	55
	York Village	35%	16%	12%	38%	173
	Other Area	25%	26%	7%	42%	137
Voted in Last Town Election	Voted	28%	17%	11%	43%	476
	Didn't vote	19%	21%	8%	52%	90
Likelihood of Voting in Next Town Election	Somewhat/Very Likely	28%	18%	11%	43%	543
	Somewhat/Very Unlikely	7%	14%	4%	75%	28
Importance of Parks & Rec. to Vote	Very important	27%	27%	12%	33%	288
	Important	27%	13%	13%	47%	166
	Unimportant	22%	2%	5%	71%	55
	Very unimportant	37%			63%	27

Section V - prog_opengym: Please rate the following recreation programs and activities based on their importance, availability, and how well they meet you and/or your family's recreation needs - Open gyms/Drop-in recreation programs

		<u>This is important, available, and what we have meets my needs</u>	<u>This is important and available, but what we have is not adequate for my needs</u>	<u>This is important, but is unavailable to me</u>	<u>This is not important and/or I'm not interested</u>	<u>N</u>
OVERALL		13%	24%	25%	38%	592
Gender of Respondent	Female	11%	26%	29%	34%	389
	Male	15%	24%	20%	42%	178
Age of Respondent	Under 40 years old	9%	34%	41%	16%	96
	40-49 years old	11%	38%	37%	14%	125
	50-59 years old	12%	33%	28%	27%	82
	60-69 years old	13%	12%	18%	57%	109
	70 years old or older	10%	17%	10%	63%	105
Marital Status	Married	14%	26%	26%	34%	439
	Not Currently Married	6%	23%	23%	47%	128
Children in Household	No Children at Home	13%	17%	17%	54%	309
	Have Child in Household Under 5	14%	28%	43%	14%	97
	Have Child in Household 6-12	13%	39%	36%	12%	148
	Have Child in Household 13-18	12%	38%	31%	20%	111
Have Grandchildren	Have Grandchild	28%	14%	16%	42%	64
	Do Not Have a Grandchild	10%	27%	26%	37%	499
Household Income	Less than \$40,000	10%	19%	21%	50%	68
	\$40,000-\$69,999	17%	15%	25%	43%	84
	\$70,000-\$99,999	9%	34%	29%	27%	119
	\$100,000 or more	12%	30%	29%	29%	234
Employment Status	Employed Full-time	12%	31%	33%	24%	344
	Employed Part-Time	12%	32%	27%	29%	78
	Retired	11%	13%	15%	61%	207
	Not Currently Employed		23%	31%	46%	13
Resident/Taxpayer	Resident/Taxpayer	12%	25%	25%	38%	576
	Non-Resident/Taxpayer	25%	25%	25%	25%	12
Years Residing in York	5 years or less in York	6%	28%	29%	37%	109
	6-10 years in York	10%	26%	40%	24%	89
	11-20 years in York	15%	30%	22%	33%	136
	21-35 years in York	15%	23%	23%	40%	128
	More than 35 years in York	16%	18%	16%	50%	113
Months/Year at York Residence	12 months	13%	25%	26%	36%	510
	Less than 12 months/per year	11%	25%	15%	49%	61
Neighborhood/Area of York	Cape Neddick	11%	27%	27%	36%	109
	York Beach	8%	19%	27%	45%	106
	York Harbor	9%	26%	28%	36%	53
	York Village	15%	23%	25%	37%	171
	Other Area	13%	29%	24%	35%	139
Voted in Last Town Election	Voted	14%	24%	25%	37%	468
	Didn't vote	7%	28%	21%	45%	92
Likelihood of Voting in Next Town Election	Somewhat/Very Likely	13%	24%	26%	37%	538
	Somewhat/Very Unlikely	11%	21%	18%	50%	28
Importance of Parks & Rec. to Vote	Very important	13%	32%	33%	22%	284
	Important	10%	28%	27%	35%	165
	Unimportant	16%	2%	4%	79%	56
	Very unimportant	11%			89%	27

Section V - prog_swim: Please rate the following recreation programs and activities based on their importance, availability, and how well they meet you and/or your family's recreation needs - Aquatics/swim programs

		<u>This is important, available, and what we have meets my needs</u>	<u>This is important and available, but what we have is not adequate for my needs</u>	<u>This is important, but is unavailable to me</u>	<u>This is not important and/or I'm not interested</u>	<u>N</u>
OVERALL		11%	29%	32%	28%	599
Gender of Respondent	Female	9%	31%	37%	23%	397
	Male	12%	27%	24%	37%	178
Age of Respondent	Under 40 years old	11%	29%	48%	12%	95
	40-49 years old	6%	38%	40%	16%	129
	50-59 years old	8%	31%	38%	23%	84
	60-69 years old	12%	30%	21%	37%	113
	70 years old or older	11%	25%	20%	44%	104
Marital Status	Married	11%	31%	33%	25%	451
	Not Currently Married	7%	26%	30%	36%	125
Children in Household	No Children at Home	11%	24%	23%	41%	311
	Have Child in Household Under 5	13%	32%	46%	8%	99
	Have Child in Household 6-12	9%	43%	38%	11%	152
	Have Child in Household 13-18	9%	32%	44%	15%	112
Have Grandchildren	Have Grandchild	26%	23%	20%	31%	65
	Do Not Have a Grandchild	8%	31%	34%	28%	506
Household Income	Less than \$40,000	15%	21%	30%	34%	67
	\$40,000-\$69,999	15%	25%	25%	35%	84
	\$70,000-\$99,999	5%	38%	36%	21%	122
	\$100,000 or more	10%	34%	38%	18%	237
Employment Status	Employed Full-time	9%	33%	39%	19%	350
	Employed Part-Time	13%	35%	34%	19%	80
	Retired	11%	23%	22%	43%	210
	Not Currently Employed	7%	40%	13%	40%	15
Resident/Taxpayer	Resident/Taxpayer	10%	29%	32%	29%	583
	Non-Resident/Taxpayer	25%	33%	25%	17%	12
Years Residing in York	5 years or less in York	5%	36%	42%	17%	114
	6-10 years in York	8%	33%	40%	20%	91
	11-20 years in York	11%	29%	31%	29%	139
	21-35 years in York	13%	26%	28%	33%	127
	More than 35 years in York	15%	25%	21%	39%	111
Months/Year at York Residence	12 months	10%	29%	34%	26%	517
	Less than 12 months/per year	14%	30%	14%	41%	63
Neighborhood/Area of York	Cape Neddick	7%	28%	34%	31%	111
	York Beach	11%	31%	28%	31%	108
	York Harbor	11%	25%	35%	29%	55
	York Village	10%	28%	34%	27%	172
	Other Area	12%	31%	31%	26%	141
Voted in Last Town Election	Voted	11%	29%	32%	28%	476
	Didn't vote	7%	27%	30%	36%	92
Likelihood of Voting in Next Town Election	Somewhat/Very Likely	10%	29%	33%	27%	544
	Somewhat/Very Unlikely	14%	32%	14%	39%	28
Importance of Parks & Rec. to Vote	Very important	10%	36%	40%	15%	289
	Important	8%	32%	34%	27%	167
	Unimportant	16%	13%	9%	63%	56
	Very unimportant	22%		4%	74%	27

Section V - Need_Indoor_Rec: To what extent do you agree or disagree with the following statement: "York needs a town-supported indoor recreation/community center to meet the recreation needs of York residents"

		<u>Strongly Agree</u>	<u>Agree</u>	<u>Neutral</u>	<u>Disagree</u>	<u>Strongly Disagree</u>	<u>N</u>
OVERALL		48%	16%	8%	7%	21%	596
Gender of Respondent	Female	55%	16%	7%	5%	17%	397
	Male	36%	18%	10%	11%	26%	174
Age of Respondent	Under 40 years old	67%	20%	1%	2%	10%	92
	40-49 years old	73%	13%	1%	2%	11%	126
	50-59 years old	59%	19%	6%	5%	11%	83
	60-69 years old	36%	12%	15%	9%	27%	107
	70 years old or older	30%	21%	14%	10%	26%	101
Marital Status	Married	50%	17%	7%	6%	20%	440
	Not Currently Married	46%	15%	11%	8%	20%	131
Children in Household	No Children at Home	33%	16%	13%	10%	28%	313
	Have Child in Household Under 5	65%	16%	2%	6%	11%	100
	Have Child in Household 6-12	72%	16%	2%	1%	9%	151
	Have Child in Household 13-18	65%	18%	1%	5%	11%	110
Have Grandchildren	Have Grandchild	27%	13%	14%	9%	38%	64
	Do Not Have a Grandchild	52%	17%	8%	7%	17%	504
Household Income	Less than \$40,000	36%	15%	11%	14%	24%	66
	\$40,000-\$69,999	42%	15%	9%	7%	26%	85
	\$70,000-\$99,999	58%	18%	7%	2%	16%	116
	\$100,000 or more	59%	20%	4%	4%	13%	229
Employment Status	Employed Full-time	60%	16%	5%	5%	14%	346
	Employed Part-Time	55%	19%	6%	3%	17%	78
	Retired	30%	17%	12%	11%	30%	210
	Not Currently Employed	50%	19%		6%	25%	16
Resident/Taxpayer	Resident/Taxpayer	49%	16%	8%	7%	20%	571
	Non-Resident/Taxpayer	46%	31%	8%	15%		13
Years Residing in York	5 years or less in York	62%	16%	11%	3%	8%	107
	6-10 years in York	62%	22%	2%	3%	10%	86
	11-20 years in York	51%	19%	3%	7%	21%	140
	21-35 years in York	42%	13%	9%	8%	27%	128
	More than 35 years in York	30%	14%	15%	11%	31%	108
Months/Year at York Residence	12 months	51%	15%	8%	7%	20%	503
	Less than 12 months/per year	31%	27%	14%	8%	20%	64
Neighborhood/Area of York	Cape Neddick	55%	10%	9%	12%	14%	110
	York Beach	47%	17%	8%	7%	21%	107
	York Harbor	43%	25%	13%	4%	15%	53
	York Village	44%	17%	7%	8%	25%	175
	Other Area	53%	16%	6%	5%	20%	137
Voted in Last Town Election	Voted	47%	16%	7%	8%	22%	461
	Didn't vote	53%	19%	13%	3%	12%	94
Likelihood of Voting in Next Town Election	Somewhat/Very Likely	49%	16%	7%	7%	21%	530
	Somewhat/Very Unlikely	28%	28%	28%	7%	10%	29
Importance of Parks & Rec. to Vote	Very important	72%	9%	4%	3%	12%	282
	Important	42%	32%	9%	4%	13%	163
	Unimportant	2%	2%	19%	30%	47%	53
	Very unimportant				17%	83%	24

Section V - Prioritize: If you could prioritize ONE of the options below - which would you choose?

		<u>A multigenerational indoor recreation/community center open to all residents of York</u>	<u>A multigenerational indoor recreation/community center with separate, dedicated spaces in the building for specific age-groups</u>	<u>A separate senior center building offering senior-only activity spaces and programming</u>
OVERALL		38%	24%	10%
Gender of Respondent	Female	42%	26%	9%
	Male	30%	23%	11%
Age of Respondent	Under 40 years old	51%	32%	
	40-49 years old	50%	29%	
	50-59 years old	44%	31%	1%
	60-69 years old	36%	20%	12%
	70 years old or older	24%	20%	30%
Marital Status	Married	41%	25%	8%
	Not Currently Married	30%	23%	17%
Children in Household	No Children at Home	28%	21%	18%
	Have Child in Household Under 5	46%	31%	
	Have Child in Household 6-12	52%	29%	
	Have Child in Household 13-18	49%	30%	
Have Grandchildren	Have Grandchild	16%	22%	15%
	Do Not Have a Grandchild	40%	25%	9%
Household Income	Less than \$40,000	22%	21%	30%
	\$40,000-\$69,999	31%	26%	10%
	\$70,000-\$99,999	47%	27%	6%
	\$100,000 or more	46%	29%	2%
Employment Status	Employed Full-time	45%	27%	2%
	Employed Part-Time	41%	31%	4%
	Retired	26%	20%	24%
	Not Currently Employed	25%	31%	6%
Resident/Taxpayer	Resident/Taxpayer	38%	24%	9%
	Non-Resident/Taxpayer	23%	46%	23%
Years Residing in York	5 years or less in York	48%	33%	4%
	6-10 years in York	44%	30%	5%
	11-20 years in York	42%	21%	14%
	21-35 years in York	28%	23%	13%
	More than 35 years in York	31%	17%	12%
Months/Year at York Residence	12 months	40%	23%	8%
	Less than 12 months/per year	21%	32%	26%
Neighborhood/Area of York	Cape Neddick	44%	23%	4%
	York Beach	28%	30%	19%
	York Harbor	38%	29%	3%
	York Village	38%	21%	11%
	Other Area	40%	23%	7%
Voted in Last Town Election	Voted	39%	23%	8%
	Didn't vote	40%	30%	13%
Likelihood of Voting in Next Town Election	Somewhat/Very Likely	39%	24%	9%
	Somewhat/Very Unlikely	32%	32%	21%
Importance of Parks & Rec. to Vote	Very important	46%	27%	7%
	Important	41%	31%	11%
	Unimportant	6%	11%	15%
	Very unimportant	4%		12%

Section V - Prioritize: If you could prioritize ONE of the options below - which would you choose?

		<u>None – there is no need for an indoor recreation/community center in York</u>	<u>Other (please explain):</u>	<u>N</u>
OVERALL		20%	8%	621
Gender of Respondent	Female	15%	8%	411
	Male	29%	8%	184
Age of Respondent	Under 40 years old	10%	7%	98
	40-49 years old	11%	11%	131
	50-59 years old	13%	12%	85
	60-69 years old	28%	5%	112
	70 years old or older	24%	3%	106
Marital Status	Married	19%	8%	464
	Not Currently Married	20%	9%	132
Children in Household	No Children at Home	27%	6%	324
	Have Child in Household Under 5	15%	8%	109
	Have Child in Household 6-12	9%	10%	156
	Have Child in Household 13-18	13%	9%	115
Have Grandchildren	Have Grandchild	40%	7%	68
	Do Not Have a Grandchild	17%	8%	524
Household Income	Less than \$40,000	22%	4%	67
	\$40,000-\$69,999	29%	3%	86
	\$70,000-\$99,999	13%	8%	124
	\$100,000 or more	13%	10%	239
Employment Status	Employed Full-time	16%	10%	361
	Employed Part-Time	17%	7%	83
	Retired	26%	5%	218
	Not Currently Employed	13%	25%	16
Resident/Taxpayer	Resident/Taxpayer	20%	9%	596
	Non-Resident/Taxpayer		8%	13
Years Residing in York	5 years or less in York	7%	8%	115
	6-10 years in York	9%	13%	94
	11-20 years in York	17%	7%	138
	21-35 years in York	30%	6%	132
	More than 35 years in York	31%	9%	116
Months/Year at York Residence	12 months	19%	9%	529
	Less than 12 months/per year	18%	3%	62
Neighborhood/Area of York	Cape Neddick	20%	9%	114
	York Beach	17%	5%	109
	York Harbor	21%	9%	58
	York Village	23%	7%	180
	Other Area	16%	13%	146
Voted in Last Town Election	Voted	22%	8%	484
	Didn't vote	11%	6%	94
Likelihood of Voting in Next Town Election	Somewhat/Very Likely	20%	9%	556
	Somewhat/Very Unlikely	11%	4%	28
Importance of Parks & Rec. to Vote	Very important	9%	9%	295
	Important	11%	7%	170
	Unimportant	61%	7%	54
	Very unimportant	81%	4%	26

Section V - benefit_personal: How much do you feel you would personally benefit from a town-supported indoor recreation/community center in York?

		<u>Very Much So</u>	<u>4</u>	<u>3</u>	<u>2</u>	<u>Not at all</u>	<u>N</u>
OVERALL		41%	15%	12%	6%	26%	632
Gender of Respondent	Female	49%	14%	12%	5%	21%	418
	Male	29%	17%	13%	10%	32%	188
Age of Respondent	Under 40 years old	63%	15%	6%	3%	13%	99
	40-49 years old	67%	12%	7%	2%	11%	131
	50-59 years old	48%	22%	13%	6%	12%	86
	60-69 years old	29%	11%	16%	9%	34%	116
	70 years old or older	21%	18%	18%	8%	34%	109
Marital Status	Married	44%	15%	12%	6%	23%	471
	Not Currently Married	37%	16%	13%	6%	28%	135
Children in Household	No Children at Home	25%	16%	16%	9%	34%	334
	Have Child in Household Under 5	65%	11%	4%	4%	17%	109
	Have Child in Household 6-12	70%	13%	4%	4%	9%	157
	Have Child in Household 13-18	59%	16%	10%	2%	13%	115
Have Grandchildren	Have Grandchild	20%	13%	17%	8%	42%	71
	Do Not Have a Grandchild	45%	15%	12%	6%	22%	532
Household Income	Less than \$40,000	32%	10%	15%	3%	40%	68
	\$40,000-\$69,999	28%	16%	20%	4%	31%	89
	\$70,000-\$99,999	53%	14%	12%	6%	15%	126
	\$100,000 or more	52%	19%	9%	6%	14%	243
Employment Status	Employed Full-time	54%	14%	9%	6%	17%	367
	Employed Part-Time	45%	22%	11%	7%	16%	83
	Retired	22%	15%	18%	9%	36%	224
	Not Currently Employed	38%	19%	19%	6%	19%	16
Resident/Taxpayer	Resident/Taxpayer	42%	15%	12%	7%	25%	607
	Non-Resident/Taxpayer	38%	8%	31%		23%	13
Years Residing in York	5 years or less in York	57%	17%	12%	3%	10%	115
	6-10 years in York	57%	18%	9%	1%	15%	94
	11-20 years in York	42%	21%	9%	5%	23%	143
	21-35 years in York	31%	10%	15%	13%	32%	135
	More than 35 years in York	25%	11%	17%	8%	38%	118
Months/Year at York Residence	12 months	44%	15%	11%	6%	25%	537
	Less than 12 months/per year	25%	18%	23%	9%	25%	65
Neighborhood/Area of York	Cape Neddick	42%	17%	14%	6%	22%	115
	York Beach	39%	12%	17%	8%	24%	112
	York Harbor	38%	17%	15%	7%	23%	60
	York Village	38%	15%	14%	6%	28%	185
	Other Area	49%	15%	5%	6%	25%	146
Voted in Last Town Election	Voted	42%	15%	11%	6%	26%	492
	Didn't vote	41%	14%	16%	10%	18%	97
Likelihood of Voting in Next Town Election	Somewhat/Very Likely	44%	15%	11%	6%	25%	565
	Somewhat/Very Unlikely	13%	20%	30%	10%	27%	30
Importance of Parks & Rec. to Vote	Very important	69%	9%	5%	3%	14%	300
	Important	26%	31%	22%	7%	14%	174
	Unimportant	2%	2%	7%	20%	70%	56
	Very unimportant	4%			8%	88%	26

Section V - benefit_household: How much do you feel your household would benefit from a town-supported indoor recreation/community center in York?

		<u>Very Much So</u>	<u>4</u>	<u>3</u>	<u>2</u>	<u>Not at all</u>	<u>N</u>
OVERALL		43%	15%	9%	8%	25%	629
Gender of Respondent	Female	50%	14%	10%	6%	20%	415
	Male	30%	20%	8%	11%	31%	188
Age of Respondent	Under 40 years old	67%	16%	6%	2%	9%	99
	40-49 years old	74%	11%	3%	2%	11%	131
	50-59 years old	48%	20%	13%	9%	9%	85
	60-69 years old	28%	13%	12%	13%	34%	116
	70 years old or older	19%	22%	13%	9%	36%	108
Marital Status	Married	46%	15%	10%	7%	22%	471
	Not Currently Married	39%	16%	9%	9%	27%	132
Children in Household	No Children at Home	24%	17%	13%	10%	35%	331
	Have Child in Household Under 5	70%	9%	6%	3%	13%	109
	Have Child in Household 6-12	76%	11%	3%	4%	6%	157
	Have Child in Household 13-18	60%	17%	7%	4%	11%	115
Have Grandchildren	Have Grandchild	20%	18%	8%	13%	41%	71
	Do Not Have a Grandchild	47%	15%	9%	7%	21%	529
Household Income	Less than \$40,000	31%	12%	9%	4%	43%	67
	\$40,000-\$69,999	28%	19%	14%	9%	30%	88
	\$70,000-\$99,999	54%	17%	8%	6%	14%	126
	\$100,000 or more	56%	16%	9%	6%	13%	242
Employment Status	Employed Full-time	57%	14%	7%	7%	15%	367
	Employed Part-Time	51%	17%	6%	10%	17%	83
	Retired	21%	18%	14%	10%	37%	222
	Not Currently Employed	53%	13%	7%	7%	20%	15
Resident/Taxpayer	Resident/Taxpayer	44%	16%	9%	8%	24%	604
	Non-Resident/Taxpayer	46%	15%	8%	8%	23%	13
Years Residing in York	5 years or less in York	60%	17%	11%	3%	9%	115
	6-10 years in York	59%	17%	6%	4%	14%	94
	11-20 years in York	43%	20%	8%	6%	22%	142
	21-35 years in York	33%	10%	13%	12%	32%	135
	More than 35 years in York	26%	16%	8%	14%	37%	116
Months/Year at York Residence	12 months	46%	15%	8%	7%	24%	534
	Less than 12 months/per year	20%	26%	18%	12%	23%	65
Neighborhood/Area of York	Cape Neddick	42%	18%	14%	6%	20%	115
	York Beach	40%	13%	13%	11%	24%	112
	York Harbor	38%	22%	8%	12%	20%	60
	York Village	43%	15%	7%	8%	27%	182
	Other Area	49%	14%	7%	5%	25%	146
Voted in Last Town Election	Voted	44%	15%	9%	7%	26%	490
	Didn't vote	42%	19%	15%	10%	15%	96
Likelihood of Voting in Next Town Election	Somewhat/Very Likely	45%	15%	8%	7%	24%	562
	Somewhat/Very Unlikely	13%	20%	30%	10%	27%	30
Importance of Parks & Rec. to Vote	Very important	69%	9%	6%	3%	13%	300
	Important	31%	33%	14%	9%	13%	172
	Unimportant	2%	2%	5%	21%	70%	56
	Very unimportant	4%			12%	85%	26

Section V - benefit_household: How much do you feel your community would benefit from a town-supported indoor recreation/community center in York?

		<u>Very Much So</u>	<u>4</u>	<u>3</u>	<u>2</u>	<u>Not at all</u>	<u>N</u>
OVERALL		51%	14%	9%	8%	19%	629
Gender of Respondent	Female	58%	13%	8%	5%	16%	416
	Male	38%	16%	10%	12%	24%	188
Age of Respondent	Under 40 years old	70%	12%	5%	5%	8%	99
	40-49 years old	74%	12%	2%	2%	10%	131
	50-59 years old	62%	16%	8%	6%	8%	86
	60-69 years old	36%	15%	10%	10%	28%	116
	70 years old or older	35%	16%	18%	9%	22%	108
Marital Status	Married	53%	14%	8%	8%	17%	470
	Not Currently Married	49%	13%	11%	6%	22%	133
Children in Household	No Children at Home	36%	15%	14%	9%	27%	332
	Have Child in Household Under 5	68%	9%	5%	6%	13%	108
	Have Child in Household 6-12	76%	11%	3%	5%	6%	156
	Have Child in Household 13-18	70%	13%	3%	3%	11%	115
Have Grandchildren	Have Grandchild	31%	14%	7%	13%	35%	71
	Do Not Have a Grandchild	54%	14%	9%	6%	16%	530
Household Income	Less than \$40,000	39%	9%	14%	8%	30%	66
	\$40,000-\$69,999	42%	17%	9%	9%	24%	89
	\$70,000-\$99,999	67%	8%	10%	2%	13%	126
	\$100,000 or more	60%	19%	6%	6%	10%	243
Employment Status	Employed Full-time	61%	13%	5%	7%	13%	366
	Employed Part-Time	60%	13%	7%	6%	13%	83
	Retired	34%	16%	13%	10%	27%	222
	Not Currently Employed	56%	13%	6%	6%	19%	16
Resident/Taxpayer	Resident/Taxpayer	51%	13%	9%	8%	18%	604
	Non-Resident/Taxpayer	62%	15%			23%	13
Years Residing in York	5 years or less in York	66%	13%	9%	5%	7%	115
	6-10 years in York	71%	11%	4%	4%	10%	94
	11-20 years in York	51%	18%	6%	6%	20%	142
	21-35 years in York	42%	11%	12%	10%	25%	134
	More than 35 years in York	32%	16%	14%	13%	26%	117
Months/Year at York Residence	12 months	52%	14%	8%	8%	18%	535
	Less than 12 months/per year	48%	11%	14%	5%	23%	65
Neighborhood/Area of York	Cape Neddick	48%	17%	9%	11%	15%	115
	York Beach	54%	8%	13%	5%	20%	112
	York Harbor	49%	17%	10%	10%	14%	59
	York Village	46%	16%	7%	11%	20%	183
	Other Area	58%	11%	8%	3%	21%	146
Voted in Last Town Election	Voted	49%	14%	8%	9%	20%	490
	Didn't vote	64%	8%	10%	5%	13%	96
Likelihood of Voting in Next Town Election	Somewhat/Very Likely	52%	14%	8%	8%	19%	562
	Somewhat/Very Unlikely	50%	13%	13%		23%	30
Importance of Parks & Rec. to Vote	Very important	73%	9%	3%	3%	11%	299
	Important	50%	24%	11%	5%	9%	172
	Unimportant	4%	4%	16%	23%	54%	56
	Very unimportant		4%	4%	23%	69%	26

Section V - pay_facilities: Please respond by agreeing or disagreeing with the following statements - I would be willing to pay a fee for the use of town-owned indoor recreation facilities in York

		<u>Strongly Agree</u>	<u>Agree</u>	<u>Neither Agree nor Disagree</u>	<u>Disagree</u>	<u>Strongly Disagree</u>	<u>N</u>
OVERALL		20%	38%	13%	8%	21%	610
Gender of Respondent	Female	21%	40%	13%	7%	18%	405
	Male	18%	34%	13%	11%	24%	180
Age of Respondent	Under 40 years old	23%	46%	15%	6%	9%	99
	40-49 years old	32%	37%	9%	10%	11%	131
	50-59 years old	21%	49%	8%	8%	13%	85
	60-69 years old	15%	33%	14%	10%	29%	115
	70 years old or older	14%	33%	18%	8%	27%	105
Marital Status	Married	23%	39%	12%	8%	19%	457
	Not Currently Married	12%	37%	18%	12%	22%	130
Children in Household	No Children at Home	14%	35%	13%	10%	27%	319
	Have Child in Household Under 5	29%	35%	16%	5%	16%	103
	Have Child in Household 6-12	32%	44%	10%	6%	8%	156
	Have Child in Household 13-18	25%	41%	12%	9%	12%	114
Have Grandchildren	Have Grandchild	11%	31%	18%	6%	34%	62
	Do Not Have a Grandchild	21%	39%	13%	9%	18%	521
Household Income	Less than \$40,000	14%	32%	15%	6%	33%	66
	\$40,000-\$69,999	15%	30%	16%	15%	23%	86
	\$70,000-\$99,999	16%	49%	16%	9%	10%	125
	\$100,000 or more	30%	40%	9%	7%	14%	241
Employment Status	Employed Full-time	25%	41%	12%	8%	15%	359
	Employed Part-Time	17%	44%	14%	10%	15%	81
	Retired	13%	33%	15%	9%	29%	214
	Not Currently Employed	13%	60%	13%	13%		15
Resident/Taxpayer	Resident/Taxpayer	20%	38%	13%	8%	21%	597
	Non-Resident/Taxpayer	18%	36%	27%	9%	9%	11
Years Residing in York	5 years or less in York	26%	46%	11%	6%	10%	115
	6-10 years in York	24%	42%	14%	8%	12%	92
	11-20 years in York	22%	36%	9%	10%	22%	140
	21-35 years in York	15%	35%	16%	9%	26%	133
	More than 35 years in York	14%	34%	15%	9%	28%	113
Months/Year at York Residence	12 months	20%	39%	11%	8%	21%	527
	Less than 12 months/per year	17%	33%	24%	8%	17%	63
Neighborhood/Area of York	Cape Neddick	20%	39%	13%	11%	18%	114
	York Beach	19%	36%	17%	5%	23%	112
	York Harbor	20%	41%	10%	8%	20%	59
	York Village	21%	42%	11%	6%	20%	175
	Other Area	19%	34%	14%	12%	21%	140
Voted in Last Town Election	Voted	20%	38%	11%	9%	23%	482
	Didn't vote	17%	44%	22%	7%	9%	95
Likelihood of Voting in Next Town Election	Somewhat/Very Likely	20%	38%	12%	9%	21%	552
	Somewhat/Very Unlikely	13%	37%	23%	10%	17%	30
Importance of Parks & Rec. to Vote	Very important	27%	40%	11%	5%	16%	294
	Important	16%	48%	16%	8%	13%	173
	Unimportant	8%	23%	15%	17%	38%	53
	Very unimportant	8%	8%	4%		81%	26

Section V - pay_programs: Please respond by agreeing or disagreeing with the following statements - I would be willing to pay a fee to participate in town-sponsored recreation programs and activities in York

		<u>Strongly Agree</u>	<u>Agree</u>	<u>Neither Agree nor Disagree</u>	<u>Disagree</u>	<u>Strongly Disagree</u>	<u>N</u>
OVERALL		19%	48%	13%	5%	16%	607
Gender of Respondent	Female	21%	49%	12%	4%	14%	403
	Male	16%	47%	13%	6%	19%	180
Age of Respondent	Under 40 years old	21%	61%	11%	1%	5%	98
	40-49 years old	30%	52%	6%	3%	8%	130
	50-59 years old	21%	52%	11%	6%	11%	85
	60-69 years old	16%	41%	15%	5%	24%	116
	70 years old or older	14%	39%	17%	8%	23%	103
Marital Status	Married	21%	50%	10%	4%	14%	456
	Not Currently Married	12%	43%	19%	7%	20%	128
Children in Household	No Children at Home	13%	42%	15%	7%	23%	319
	Have Child in Household Under 5	27%	50%	14%	1%	8%	101
	Have Child in Household 6-12	30%	58%	5%	1%	6%	154
	Have Child in Household 13-18	26%	52%	11%	3%	9%	113
Have Grandchildren	Have Grandchild	11%	37%	18%	6%	27%	62
	Do Not Have a Grandchild	20%	50%	12%	4%	14%	519
Household Income	Less than \$40,000	12%	35%	23%	3%	26%	65
	\$40,000-\$69,999	13%	40%	17%	10%	20%	86
	\$70,000-\$99,999	15%	59%	15%	4%	7%	124
	\$100,000 or more	29%	51%	6%	3%	11%	241
Employment Status	Employed Full-time	23%	53%	10%	4%	10%	356
	Employed Part-Time	18%	49%	18%	4%	11%	82
	Retired	13%	41%	14%	7%	25%	212
	Not Currently Employed	13%	53%	20%	13%		15
Resident/Taxpayer	Resident/Taxpayer	19%	48%	12%	5%	16%	595
	Non-Resident/Taxpayer	9%	45%	27%	9%	9%	11
Years Residing in York	5 years or less in York	27%	55%	11%	3%	4%	115
	6-10 years in York	21%	51%	11%	4%	13%	92
	11-20 years in York	21%	47%	9%	6%	18%	141
	21-35 years in York	14%	47%	15%	6%	18%	132
	More than 35 years in York	14%	41%	17%	4%	23%	112
Months/Year at York Residence	12 months	20%	49%	11%	4%	16%	527
	Less than 12 months/per year	15%	38%	23%	8%	16%	61
Neighborhood/Area of York	Cape Neddick	19%	44%	18%	6%	13%	113
	York Beach	16%	44%	14%	5%	21%	111
	York Harbor	17%	53%	14%	3%	14%	59
	York Village	22%	51%	9%	3%	15%	175
	Other Area	19%	47%	12%	6%	17%	139
Voted in Last Town Election	Voted	19%	47%	11%	5%	18%	483
	Didn't vote	16%	53%	17%	4%	9%	92
Likelihood of Voting in Next Town Election	Somewhat/Very Likely	20%	48%	11%	5%	17%	551
	Somewhat/Very Unlikely	7%	34%	31%	10%	17%	29
Importance of Parks & Rec. to Vote	Very important	27%	48%	9%	3%	13%	291
	Important	15%	60%	16%	3%	7%	172
	Unimportant	6%	26%	19%	17%	33%	54
	Very unimportant	8%	19%	4%		69%	26

Section V - pay_taxfacility: Please respond by agreeing or disagreeing with the following statements - I believe that some portion of a resident's property tax should be used to offset the costs to build and maintain indoor recreation facilities in York

		<u>Strongly Agree</u>	<u>Agree</u>	<u>Neither Agree nor Disagree</u>	<u>Disagree</u>	<u>Strongly Disagree</u>	<u>N</u>
OVERALL		20%	32%	12%	6%	29%	611
Gender of Respondent	Female	21%	34%	14%	5%	25%	408
	Male	20%	31%	7%	7%	35%	180
Age of Respondent	Under 40 years old	28%	40%	15%	4%	12%	99
	40-49 years old	26%	44%	9%	3%	18%	131
	50-59 years old	24%	40%	7%	5%	24%	86
	60-69 years old	15%	25%	10%	8%	42%	114
	70 years old or older	18%	26%	15%	7%	34%	105
Marital Status	Married	21%	35%	12%	5%	27%	458
	Not Currently Married	20%	26%	16%	9%	29%	129
Children in Household	No Children at Home	17%	25%	12%	8%	38%	322
	Have Child in Household Under 5	27%	44%	10%	5%	14%	102
	Have Child in Household 6-12	28%	42%	15%	2%	13%	156
	Have Child in Household 13-18	23%	38%	11%	3%	23%	115
Have Grandchildren	Have Grandchild	15%	27%	6%	5%	47%	62
	Do Not Have a Grandchild	21%	34%	13%	6%	26%	523
Household Income	Less than \$40,000	25%	18%	12%	5%	40%	65
	\$40,000-\$69,999	15%	29%	14%	7%	35%	86
	\$70,000-\$99,999	21%	41%	11%	6%	22%	125
	\$100,000 or more	25%	39%	10%	5%	21%	242
Employment Status	Employed Full-time	25%	37%	10%	5%	23%	358
	Employed Part-Time	25%	38%	11%	4%	22%	81
	Retired	15%	24%	15%	8%	37%	214
	Not Currently Employed	13%	33%	20%	7%	27%	15
Resident/Taxpayer	Resident/Taxpayer	21%	32%	12%	6%	30%	599
	Non-Resident/Taxpayer	18%	45%	9%		27%	11
Years Residing in York	5 years or less in York	24%	42%	18%	6%	11%	114
	6-10 years in York	24%	36%	14%	4%	22%	92
	11-20 years in York	24%	31%	9%	6%	30%	141
	21-35 years in York	21%	30%	8%	9%	33%	132
	More than 35 years in York	10%	27%	13%	3%	47%	116
Months/Year at York Residence	12 months	21%	33%	12%	5%	29%	529
	Less than 12 months/per year	13%	34%	16%	9%	28%	64
Neighborhood/Area of York	Cape Neddick	19%	35%	12%	7%	26%	114
	York Beach	20%	29%	11%	8%	33%	112
	York Harbor	18%	32%	18%	7%	26%	57
	York Village	24%	27%	14%	6%	30%	176
	Other Area	20%	41%	9%	2%	28%	141
Voted in Last Town Election	Voted	20%	31%	11%	6%	32%	485
	Didn't vote	19%	44%	14%	6%	17%	94
Likelihood of Voting in Next Town Election	Somewhat/Very Likely	21%	31%	12%	6%	31%	554
	Somewhat/Very Unlikely	13%	50%	10%	7%	20%	30
Importance of Parks & Rec. to Vote	Very important	29%	37%	10%	3%	21%	292
	Important	18%	39%	18%	7%	18%	174
	Unimportant	4%	9%	6%	11%	70%	54
	Very unimportant	4%		4%	4%	88%	26

Section V - pay_taxprograms: Please respond by agreeing or disagreeing with the following statements - I believe that some portion of a resident's property tax should be used to pay to run recreation programs and activities

		<u>Strongly Agree</u>	<u>Agree</u>	<u>Neither Agree nor Disagree</u>	<u>Disagree</u>	<u>Strongly Disagree</u>	<u>N</u>
OVERALL		17%	29%	16%	10%	27%	609
Gender of Respondent	Female	18%	31%	18%	10%	23%	406
	Male	16%	28%	13%	9%	34%	180
Age of Respondent	Under 40 years old	22%	37%	19%	10%	11%	99
	40-49 years old	21%	37%	18%	9%	16%	129
	50-59 years old	23%	29%	12%	12%	24%	86
	60-69 years old	11%	30%	11%	6%	41%	114
	70 years old or older	17%	23%	17%	12%	30%	105
Marital Status	Married	17%	31%	16%	9%	26%	455
	Not Currently Married	18%	26%	18%	12%	25%	130
Children in Household	No Children at Home	14%	26%	13%	11%	36%	321
	Have Child in Household Under 5	21%	39%	17%	11%	13%	102
	Have Child in Household 6-12	23%	32%	24%	9%	11%	154
	Have Child in Household 13-18	22%	31%	19%	9%	19%	114
Have Grandchildren	Have Grandchild	13%	19%	13%	6%	48%	62
	Do Not Have a Grandchild	17%	31%	17%	10%	24%	521
Household Income	Less than \$40,000	23%	18%	14%	8%	37%	65
	\$40,000-\$69,999	13%	30%	14%	8%	35%	86
	\$70,000-\$99,999	18%	35%	18%	11%	18%	125
	\$100,000 or more	21%	35%	17%	9%	19%	240
Employment Status	Employed Full-time	20%	31%	17%	11%	21%	357
	Employed Part-Time	21%	33%	16%	7%	23%	82
	Retired	14%	28%	15%	9%	34%	214
	Not Currently Employed	13%	20%	33%	13%	20%	15
Resident/Taxpayer	Resident/Taxpayer	17%	29%	16%	10%	27%	597
	Non-Resident/Taxpayer	18%	36%	18%		27%	11
Years Residing in York	5 years or less in York	21%	36%	23%	11%	10%	114
	6-10 years in York	18%	35%	22%	5%	19%	93
	11-20 years in York	21%	30%	14%	9%	26%	140
	21-35 years in York	17%	27%	11%	12%	32%	131
	More than 35 years in York	9%	22%	13%	13%	44%	116
Months/Year at York Residence	12 months	18%	29%	16%	10%	28%	529
	Less than 12 months/per year	13%	35%	21%	13%	19%	63
Neighborhood/Area of York	Cape Neddick	18%	28%	17%	12%	25%	114
	York Beach	18%	29%	17%	8%	28%	112
	York Harbor	11%	32%	21%	12%	25%	57
	York Village	20%	25%	18%	10%	28%	174
	Other Area	17%	36%	11%	9%	27%	141
Voted in Last Town Election	Voted	17%	27%	16%	10%	30%	482
	Didn't vote	16%	45%	15%	10%	15%	94
Likelihood of Voting in Next Town Election	Somewhat/Very Likely	18%	28%	16%	10%	28%	553
	Somewhat/Very Unlikely	13%	50%	10%	10%	17%	30
Importance of Parks & Rec. to Vote	Very important	25%	33%	15%	7%	20%	290
	Important	14%	33%	23%	13%	17%	174
	Unimportant	4%	11%	7%	11%	67%	54
	Very unimportant	8%	8%	4%	8%	73%	26

Section V - partnerships: Please respond by agreeing or disagreeing with the following statements - I believe that it's a good idea for the Town of York to partner with other organizations and agencies to deliver recreation services

		<u>Strongly Agree</u>	<u>Agree</u>	<u>Neither Agree nor Disagree</u>	<u>Disagree</u>	<u>Strongly Disagree</u>	<u>N</u>
OVERALL		26%	41%	16%	5%	12%	608
Gender of Respondent	Female	26%	45%	15%	3%	11%	405
	Male	25%	34%	18%	8%	15%	180
Age of Respondent	Under 40 years old	33%	49%	10%	4%	3%	99
	40-49 years old	26%	42%	18%	3%	11%	130
	50-59 years old	31%	48%	10%	3%	7%	86
	60-69 years old	23%	31%	20%	3%	23%	115
	70 years old or older	23%	42%	17%	9%	8%	106
Marital Status	Married	26%	42%	16%	4%	11%	455
	Not Currently Married	24%	40%	17%	7%	12%	131
Children in Household	No Children at Home	22%	39%	18%	7%	15%	319
	Have Child in Household Under 5	24%	47%	15%	4%	11%	103
	Have Child in Household 6-12	30%	41%	17%	3%	9%	155
	Have Child in Household 13-18	31%	47%	11%	2%	9%	115
Have Grandchildren	Have Grandchild	30%	41%	11%	5%	14%	64
	Do Not Have a Grandchild	25%	42%	17%	5%	11%	519
Household Income	Less than \$40,000	26%	44%	15%	5%	11%	66
	\$40,000-\$69,999	24%	37%	12%	8%	19%	86
	\$70,000-\$99,999	20%	53%	17%	2%	8%	126
	\$100,000 or more	32%	40%	16%	4%	9%	241
Employment Status	Employed Full-time	28%	43%	15%	3%	11%	358
	Employed Part-Time	32%	45%	12%	2%	9%	82
	Retired	23%	38%	16%	7%	15%	213
	Not Currently Employed	33%	40%	7%	20%		15
Resident/Taxpayer	Resident/Taxpayer	26%	41%	16%	5%	12%	596
	Non-Resident/Taxpayer	18%	55%	18%		9%	11
Years Residing in York	5 years or less in York	30%	45%	19%	3%	3%	115
	6-10 years in York	26%	35%	22%	8%	10%	93
	11-20 years in York	25%	43%	14%	5%	13%	139
	21-35 years in York	26%	45%	13%	2%	15%	131
	More than 35 years in York	24%	36%	14%	9%	18%	114
Months/Year at York Residence	12 months	26%	41%	16%	4%	12%	529
	Less than 12 months/per year	26%	42%	18%	6%	8%	62
Neighborhood/Area of York	Cape Neddick	26%	43%	13%	7%	11%	114
	York Beach	35%	32%	13%	5%	15%	110
	York Harbor	19%	50%	16%	3%	12%	58
	York Village	24%	45%	20%	3%	8%	174
	Other Area	23%	41%	16%	5%	15%	143
Voted in Last Town Election	Voted	26%	40%	15%	6%	14%	480
	Didn't vote	22%	52%	21%		5%	95
Likelihood of Voting in Next Town Election	Somewhat/Very Likely	27%	40%	16%	5%	12%	552
	Somewhat/Very Unlikely	13%	60%	17%		10%	30
Importance of Parks & Rec. to Vote	Very important	30%	45%	13%	2%	10%	292
	Important	26%	48%	18%	2%	7%	174
	Unimportant	13%	24%	20%	20%	22%	54
	Very unimportant	15%	12%	12%	8%	54%	26